

FOOD ADULTERATION DETECTION USING MACHINE LEARNING

J Sampathkumar¹, M Rajaganapathy², M Praveen³ and S Socrates⁴

¹AP/ECE, Mahendra College of Engineering, Salem, India

^{2, 3, and 4}Student, ECE, Mahendra College of Engineering, Salem, Tamilnadu, India

Abstract - The extensively used systems for analyzing the powder idea of food things base on centered acknowledgment with low-throughput screening of tests. Because of possibly critical wellbeing dangers and inescapable extortion, food administrative offices and enterprises require fast and non-ruinous scientific methods to distinguish startling mixtures present in items. Through these holders, it is feasible to screen and give data about the condition of food, bundling or the climate. Without food we can't get by for seven days yet we were unable to consider checking our every day food varieties are solid or not. Food is a one of best Medicine in our life. Numerous sicknesses come in our body dependent on food quality. We can take best quality food sources to we can defeat this issues however we don't know which food is quality food or how to track down the quality food sources. Presently it's conceivable, in our task depends on this issue. Misrepresentation can happen at any level, from creation, handling and capacity to transportation and dispersion. Our venture to us can discover the debasement are available in our food or not. Our group fined a legitimate answer for this issue.

Keywords: Food Adulteration, gas sensor, Machine Learning, ThingSpeak

I. INTRODUCTION

Improvement of a prudent scaled down stage for checking inborn biophysical properties of milk is basic for carefully designed milk corruption recognition. Towards this, thus, we exhibit amalgamation and assessment of a paper-based versatile pH sensor got from electrospun halochromic nanofibers. The sensor shows into three special shading marks relating to unadulterated ($6.6 \leq \text{pH} \leq 6.9$), acidic ($\text{pH} < 6.6$), and essential ($\text{pH} > 6.9$) milk tests, empowering a colorimetric location system. In a reasonable model, shading advances on the sensor strips are caught utilizing cell phone camera and thusly relegated to one of the three pH ranges utilizing a picture based classifier. In particular, we carried out three notable AI calculations and thought about their grouping exhibitions. [1]For a standard preparing to-test proportion of 80:20, support vector machines accomplished almost ideal order with normal precision of 99.71%. In a new report, the Public Health

Foundation of India credited 80% of all unexpected losses in sullied food and water. Food contaminated in India begins from the actual field where composts and pesticides are abused. Yet, pesticide buildups are not by any means the only issue. Foods grown from the ground once contained nutrients and minerals in them. In any case, presently they are loaded up with noxious synthetic compounds like endo-sulphite which ruin our wellbeing. [3]Chemicals like carbide utilized for speedy maturing of organic products quicker have made various wellbeing hazards. The following are a couple of wellbeing dangers because of debased food items Mineral oil might be added to eatable oil and fats and can cause diseases. Lead chromate added to turmeric powder and flavors can cause frailty, loss of motion, cerebrum harm and early terminations.

II. RELATED WORK

(a) Perturbation and Observation

In photovoltaic (PV) framework, greatest force following (MPPT) is pivotal to improve the framework execution. Irradiance and temperature are the two significant boundaries that influence MPPT. The regular irritation and perception (P&O) based MPPT calculation doesn't precisely follow the PV greatest force point. Subsequently, this paper presents an improved P&O calculation (Im-P&O) in light of variable irritation. The thought behind the Im-P&O calculation is to deliver variable advance changes in the reference current/voltage for optimizing of the PV most extreme force point. The Im-P&O based MPPT is intended for the 25 SolarTIFSTF-120P6 PV boards, with a limit of 3 kW top. A total PV framework is demonstrated utilizing the MATLAB/Simulink. Recreation results showed that the Im-P&O based MPPT accomplished quicker and precise execution contrasted and the regular P&O calculation.

(b) Detection Using Neural Networks:

Because of the significant expense of saffron, defilement now and again happens in the nearby market. In this investigation, the fragrance fingerprints of saffron, saffron

with yellow styles, safflower, and colored corn shame were identified by an electronic nose framework. The highlights of the acquired signs from electronic nose framework were extricated and utilized for information investigation. In this work, head part investigation was utilized and the outcomes were affirmed by back engendering counterfeit neural organizations. The outcomes uncovered that the framework can perceive the saffron debasement sufficiently. As an end, it was tracked down that the electronic nose could give great division of the saffron and debased one (safflower and other defilement) as 100 and 86.87% grouping precision, separately, through fake neural organizations. The electronic nose had the option to separate non-corrupted and tainted saffron at higher than 10% contaminated level effectively.

III. PROPOSED METHOD

For this situation we are discover the food corruption like what is the period of food and it's produce any poisonous gases or not and measure that harmful gases to discover food quality like it's edible or not.

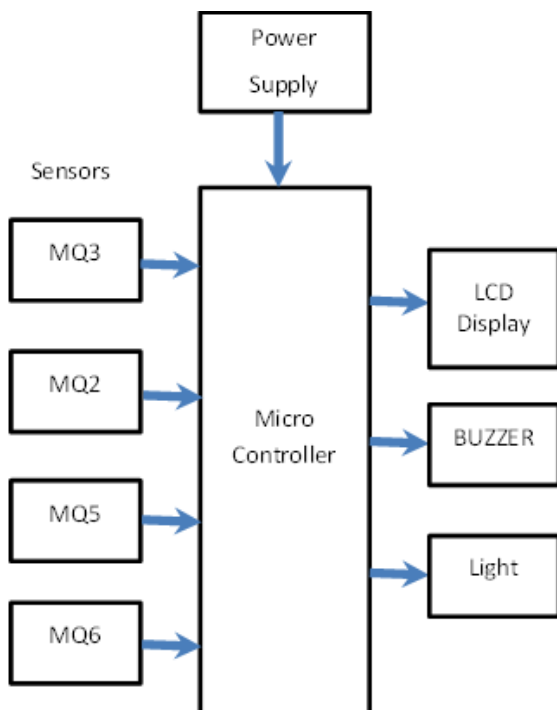


Fig - 1 : Block Diagram Model

The execution of this model can be accomplished in these means:

1. Preparing of the model utilizing the advanced picture of the source (consumable apple)

2. Highlight extraction of the source is finished utilizing matplotlib and open cv for picture handling
3. The model is tried utilizing an objective (apple utilized for checking the debasement)
4. The model concentrates the highlights of the objective utilizing open cv and matplotlib
5. Highlights of the objective and source are coordinated
6. Computation of the level of highlight coordinating
7. In the event that over 75% of highlights are coordinating, show the name of "consumable" or show the mark of "inconsumable" this can be distinct in a diagrammatic portrayal

We make one holder with open close tap. The take the food test and put it on that holder. That compartment is made by a metal material and fix one radiator in lower part of the holder. At that point utilize miniature regulator to we can handle the radiator. It's have one augmentation and decrement switch. Utilize that change to we can change the temperature level like if the food test temperature is as of now high the radiator produce just modest quantity of warmth perhaps the food test temperature is low it's create huge measure of warmth and we can see the temperature levels in 2 cross 16 LCD show.

Food corruption is distinguished by utilizing smell spread from the food material, which is blended by advancement of organisms in the food material. This scent is change by various food material with the goal that we are utilizing various kinds of gas sensor to distinguish the debasement food.(MQ3, MQ2, MQ5, MQ6). This all sensors are associated with miniature regulator simple pin.

Warmth that food test to we are discover the temperature of food and furthermore discover the oxygen and carbon-dioxide level. It's perhaps a debasement food its create a harmful gases we are likewise measure that poisonous gas level. The warming stage holder have some measure of pressing factor we likewise measure the pressing factor level of compartment.

So utilize this temperature contrast, gasses distinction and pressing factor distinction to we discover the food idolization level. We as of now store the reference esteem in microcontroller. Presently we compose a calculation for think about the reference esteem and new worth to it's give the yield for dependent on defilement. This calculation works like Artificial Intelligence(AI).

The yield will be appeared by LCD show. Also, any corruption of food recognized the bell will empowered for

alert, if no contaminated is available it's green drove will be shining.

Description:

MQ2	Combustible Gas, Smoke
MQ3	Alcohol Vapor
MQ5	LPG, Natural Gas, Town Gas
MQ6	High sensitivity to LPG, iso-butane, propane

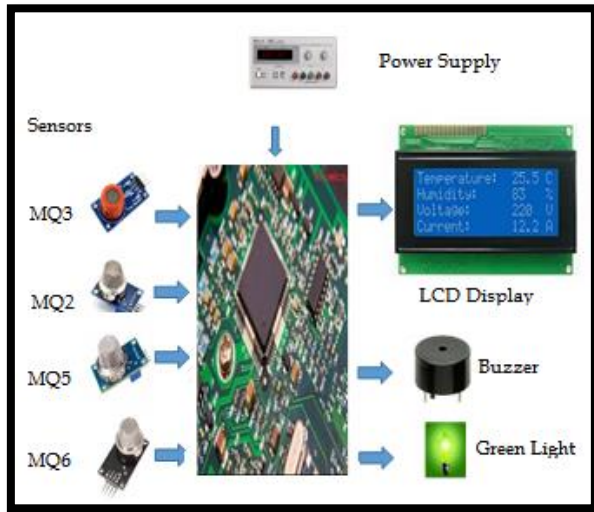


Fig - 2: Image Model

Microcontroller:

A microcontroller is a little PC on a solitary metal-oxide-semiconductor (MOS) incorporated circuit (IC) chip. A microcontroller contains at least one CPUs (processor centers) alongside memory and programmable info/yield peripherals.

A microcontroller measures information given to it's info pins utilizing it's CPU and gives yield through yield pins. It executes or driven by a coordinated successive rationale circuit.

According to computerized circuits hypothesis, a successive circuit is a legitimate circuit whose yield relies upon present contributions as well as on past input history. Also, in coordinated successive circuits, the condition of the gadget changes just at discrete planning chose by a clock signal. The fundamental benefit of a simultaneous framework is it's straightforwardness when contrasted with an offbeat framework.

Expectation you think about proliferation delay. A microcontroller utilizes gigantic measure of rationale

entryways to handle information. These entryways require some an ideal opportunity to change their yield state contingent upon their information sources, which is named as engendering delay. So the stretch between each clock pules ought to be more noteworthy than this spread postponement to make the rationale circuit steady and dependable. So this decides the most extreme working rate of a microcontroller, which will shift across microcontrollers.

IV. CODE USED FOR IMPLEMENTATION

```
float c1,c2,c3;

int r=0,x=0;

void main()
{

lcd_init();
printf(lcd_putc,"\fFOOD ADULTER \nDETECTION
SYSTEM");
delay_ms(1500);
setup_adc(ADC_CLOCK_INTERNAL); // initialize ADC
with a sampling rate of Crystal/4 MHz
setup_adc_ports(sAN0); // set PIN_A0 as analog
input channel
setup_adc_ports(sAN1); // set PIN_A0 as analog
input channel
setup_adc_ports(sAN2); // set PIN_A0 as analog
input channel
delay_ms(5);

while(1)

{

r++;

set_adc_channel(0);
delay_ms(100);
c1 = read_adc();
delay_ms(100);
c1=5*(c1/1023);

set_adc_channel(1);
delay_ms(100);
c2 = read_adc();
delay_ms(100);
c2=5*(c2/1023);
```

```
set_adc_channel(2);  
delay_ms(100);  
c3 = read_adc();  
delay_ms(100);  
c3=5*(c3/1023);  
printf(lcd_putc,"\fc1:%f c2:%f \n C3:%f",c1,c2,c3);  
delay_ms(1500);
```

```
if((input(pin_d0)==1)&&(x==0))  
{  
x=1;  
output_high(pin_d1);  
printf(lcd_putc,"\fheater ON");  
delay_ms(1500);  
}
```

```
if((input(pin_d0)==1)&&(x==1))  
{  
output_low(pin_d1);  
printf(lcd_putc,"\fheater OFF");  
delay_ms(1500);  
x=0;  
}
```

```
if(r==1)  
{  
printf("\f%f,%f",c1,c2);  
delay_ms(500);  
}
```

```
if(r==2)  
{  
printf("\f%f*%d",c3,r);  
delay_ms(500);  
r=0;  
}
```

```
if(c1>0.2)  
{  
printf(lcd_putc,"\fc1 level \n high");  
delay_ms(1500);  
}
```

```
else{}
```

```
if(c2>0.7)  
{  
printf(lcd_putc,"\fc2 level \n high");  
delay_ms(1500);  
}
```

```
else{}
```

```
if(c3>0.4)  
{  
printf(lcd_putc,"\fc3 level \n high");  
delay_ms(1500);  
}
```

```
else{}
```

```
}
```

```
}
```

V. RESULT AND DISCUSSION

For this situation we are allude to client the thingspeak site. ThingSpeak is an IoT investigation stage administration that permits you to total, envision, and break down live information streams in the cloud. You can send information to ThingSpeak from your gadgets, make moment perception of live information, and send cautions.

Cadmus utilized MATLAB and ThingSpeak to convey an arrangement of cloud-associated sensors for the close ongoing estimation and investigation of energy information. The framework utilizes off the-rack equipment to screen and break down heaps of HVAC frameworks and enormous apparatuses.

This venture tells the best way to model and send a part framework with information investigation without creating custom web programming.

In particular, a flowing estimating framework that utilizes neural organizations to foresee the impact of wind on water levels is depicted.

Use Thing address we can ready to see the MQ1, MQ2, MQ3, MQ4, MQ5, MQ6 this all sort of sensor measure. If there should arise an occurrence of any change are happens in these sensors dependent on the gas level in our food content around then we can see that difference mixed together talk diagram.

The field graph 3 to we can check any fluctuation are happens in the MQ2 sensor. These MQ2 sensors sense the poisonous gas level like any sort of methane or ethane gases is profoundly happen or not in our the warming cycle.

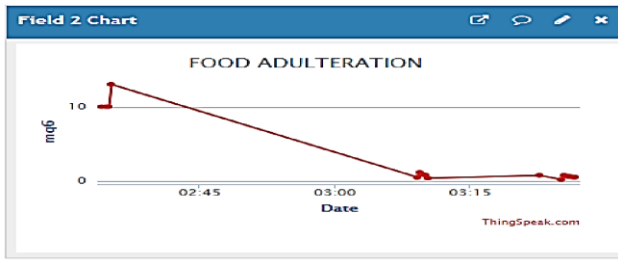


Fig - 3: MQ6 sensor Based Graph

The field graph 4 to we can check any change are happens in the MQ6 sensor. These MQ6 sensors likewise sense the harmful gas level like any sort of methane or ethane gases is profoundly happen or not in our the warming interaction.

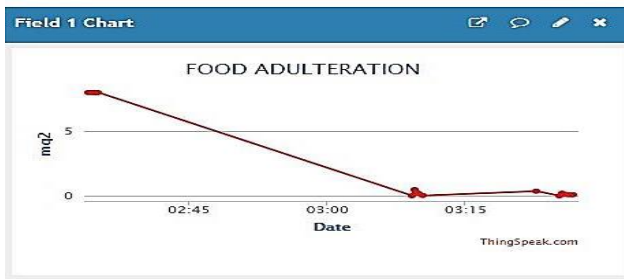


Fig - 4: MQ2 sensor Based Graph

The field graph 5 to we can check any fluctuation are happens in the MQ1, M3, and MQ5 sensor. These MQ1, M3, and MQ5 sensors sense the oxygen and carbon dioxide level like any sort of methane or ethane gases is exceptionally happen or not in our warming interaction

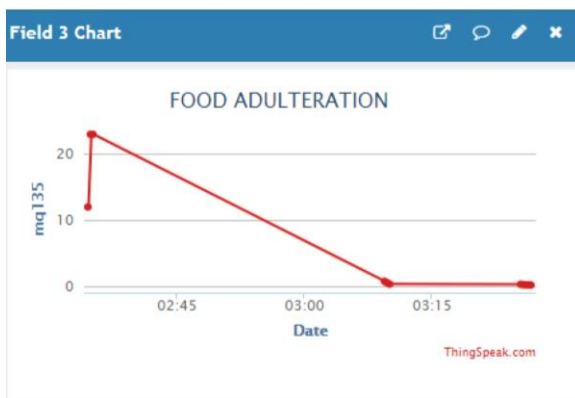


Fig - 5: MQ1, MQ3, MQ5 sensors Based Graph

VI. CONCLUSION

This paper examination draws out a reasonable image of the current situation of food defilement in India. It likewise features what are the fundamental zones on which the public authority should concentrate with the

goal that the hazard of food contaminated can be put to control.

Through the reason examination , unmistakably the significant territories India should zero in on is to battle deliberate food contaminated for financial advantages, as the vast majority of the instances of resistance were because of that. The obliviousness and narrow minded interests of the go between have driven them into such acts of neglect.

The central issues that emerged from this investigation is as followed:

- Education and guideline go inseparably.
- Prevention of food defilement thusly forestalls food wastage.
- Digitalization and improved innovation can reform the current situation of food handling.

It requires close checking and vital intending to battle a wide spread issue.

However, the aid at present is the quick progression of innovation which can be used to against food contaminated. Food handling applications for shoppers, improved labs under the public authority and prepared faculties for oversight will together shape an extraordinary weapon to battle food defilement.

As referenced over this model when incorporated into an application would serve each purchaser and the vendors in their everyday schedule checking of the merchandise they purchase.

REFERENCES:

- [1]. Anjana. M. P, Pradeepa. K, "Detecting food adulterants using the concepts of machine learning", International Journal of Applied Engineering Research ISSN 0973-4562 Volume 14, Number 5, 2019
- [2]. Food Adulteration - an overview | ScienceDirect Topics", Sciencedirect.com, 2020. [Online]. Available: <https://www.sciencedirect.com/topics/food-science/food-adulteration>. [Accessed:14- Aug- 2020].
- [3]. "FOOD ADULTERATION PART-II FRUITS/VEGETABLES (Sanjha Morcha)", Sanjhamorcha.com, 2020. [Online]. Available: <http://www.sanjhamorcha.com/?p=4639>. [Accessed: 14- Aug- 2018].
- [4]. Adulteration and Harmful effects of Food Adulteration, India Study Channel, 2019. [Online]. Available:

- <http://www.indiastudychannel.com/resources/172754-Adulteration-and-Harmful-effects-of-Food-Adulteration.aspx>. [Accessed: 14- Aug- 2019].
- [5]. "PressReader.com - Connecting People Through News, Pressreader.com, 2020. [Online]. Available: <https://www.pressreader.com/india/consumer-voice/20180301/281728385031313>. [Accessed: 14-Aug- 2020].
- [6]. Podstawka, E., Światłowska, M., Borowiec, E. and Proniewicz L. (2007). Food additives characterization by infrared, Raman, and surface-enhanced Raman spectroscopies. *Journal of Raman Spectroscopy*, 38(3), pp.356-363.
- [7]. Hdl.handle.net. (2019). Food adulteration detection using neural networks. [online] Available at: <http://hdl.handle.net/1721.1/106015> [Accessed 17 Jan. 2019].
- [8]. J. Howse, P. Joshi and M. Beyeler, *OpenCV*. Birmingham: Packt Publishing, 2020.
- [9]. S. Tosi, *Matplotlib for Python Developers*. Birmingham: Packt Publishing, 2020.
- [10]. L. Bottou, "From machine learning to machine reasoning", *Machine Learning*, vol. 94, no. 2, pp. 133-149.
- [11]. Roday, S., 2002. *Food Hygiene and Sanitation*. Tata McGraw Hill Co. Ltd., New Delhi, India, pp: 248-249
- [12]. Pande, U., 2000. A study of ascertaining buying practices of consumable goods among low income group. M.A. Thesis, P.G. Department of Home Science S.P. University, Vallabh Vidyanagar
- [13]. Mudambi, R. and M. Rajgopal, 1985. *Fundamentals of Foods and Nutrition*. Wiley Estern Ltd., New Delh, India, pp: 196-228
- [14]. Zere, E. and D. McIntyre, 2003. Inequities in under 5 child malnutrition in South Africa. *Int. J. Equity Health*, 45: 20-26.
- [15]. Kotler, P., 1990. *Marketing Management*. 6th Edn., Prentice Hall of India Pvt. Ltd., New Delhi, India, pp: 196-201.