

SOIL STABILIZATION USING WASTE CLOTHES (COTTON CLOTHES AND SYNTHETIC CLOTHES)

Sachin Kumar Bamrele¹, Ass. Pro. Prabhat Kumar Tiwari², Dr. Shubha Agarwal³

¹Research scholar, Master of Construction Technology & Management, LNCT, Bhopal

²Assistant Professor of "Department of Civil Engineering" LNCT, Bhopal

³Professor & Head of "Department of Civil Engineering" LNCT, Bhopal

ABSTRACT: - Soil is having a poor bearing capacity so we need a stabilization to make it suitable for construction purpose. In this study waste cotton clothes and waste synthetic clothes are used for stabilization. Stabilization using waste cotton clothes and waste synthetic clothes are cost effective and eco-friendly approach to improve soil properties. The study is carried out to evaluate the effects of waste cotton clothes and waste synthetic clothes on the bearing capacity of the soil. Here we are talking about those waste clothes which are come from stitching shops. For a 1 percentage of cotton clothes and synthetic clothes proctor Compaction test and CBR test was carried out. Optimum moisture content, maximum dry density and CBR values are calculated for a 1% of cotton clothes and synthetic clothes.

Key words: Cotton clothes and Synthetic clothes, OMC, MDD, Liquid limit, Plastic limit and Bearing capacity.

1) INTRODUCTION :-

Natural soil has a low bearing capacity so we need to improve the bearing capacity of the natural soil. Some soils are not suitable for construction work so these soils are stabilized to achieve the required properties needed for the construction work. Various researches are carried out on soil stabilization techniques and it is emerging as a popular and cost effective method to improve soil properties.

Soil reinforced with the help of waste cotton clothes and synthetic clothes. Soil reinforced with clothes behaves as a composite material in which clothes improve the strength of soil. The use of clothes in the soil is similar to the behaviour of plant roots which contributes to the stability of the soil by addition of the strength to the near surface soils in which the effective stress is low. Some laboratory test results have lead to positive conclusions proving the potential use of waste clothes for reinforcing the soil mass. The primary purpose of reinforcing the soil is to improve its bearing capacity.

Here in this study soil stabilization has been done with the help of randomly distributed cotton Clothes and Synthetic clothes. The objective of this study is to focus on improvement of the bearing capacity of the soil.

2) OBJECTIVE :-

The main objective this work is to improve the bearing capacity of the natural soil or weak soil with the help of waste cotton clothes and synthetic clothes. It's a cost effective technique and eco-friendly also. The main aim of this study is to utilize the waste clothes as a soil stabilizing material.

3) METHODOLOGY

❖ Material used

1) Cotton clothes & Synthetic clothes :-

These clothes are biodegradable and environmentally friendly. It has a high tensile strength as compare to natural fibres. Therefore, cotton clothes and synthetic clothes are use in soil stabilization as reinforcement. Cotton clothes and Synthetic clothes are the waste which comes from the stitching shops and the clothes industries where the clothes like shirts, paints, Kurta, Sharee etc. are stitch

2) Soil sample :-

Soil sample is collected near the CME building in LNCT Bhopal.

Soil sample are compacted at their respective maximum dry density (MDD) and optimum moisture content (OMC), corresponding to the modify proctor compaction test.

The percentage of waste clothes used for reinforcement in soil sample is 1% of soil sample by weight.

4) DETAILS OF LABORATORY STUDIES :-

The Atterberg limits for the soil sample were carried out by performing the laboratory tests. The particle size distribution is determined by the wet sieve analysis; the liquid limit test was carried out by Casagrande’s tool at 25 blows. Plastic limit for soil sample is determined by rolling out soil till its diameter reaches approximately 3 mm and it was repeated until soil crumbles. Plasticity index was also calculated with the help of liquid limit and plastic limit.

Table No. :- 1

Atterberg Limits of Soil Sample:-

PROPERTIES	SOIL SAMPLE
Liquid Limit (LL) At 25 Blows	48.94 %
Plastic LIMIT (PL)	30.34 %
Plasticity Index	18.60 %

5) MODIFIED PROCTOR TEST:-

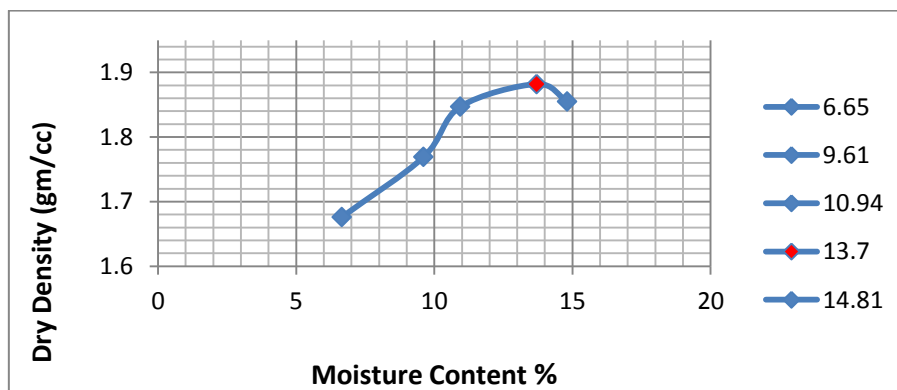
This test was performed to obtain a maximum dry density (MDD) of the soil sample and optimum moisture content (OMC) of the soil. To perform this test we need a cylindrical metal mould, detachable base plate, collar and hammer (4.89 kg). Compaction process helped in increase the bulk density by driving out the air from the voids. The maximum dry density is achieved when the soil is compacted at relatively high moisture content or optimum moisture content. The graph is plot between the water content and dry density. From this curve the OMC (optimum moisture content) and MDD (maximum dry density) were obtained.

Table No.:- 2

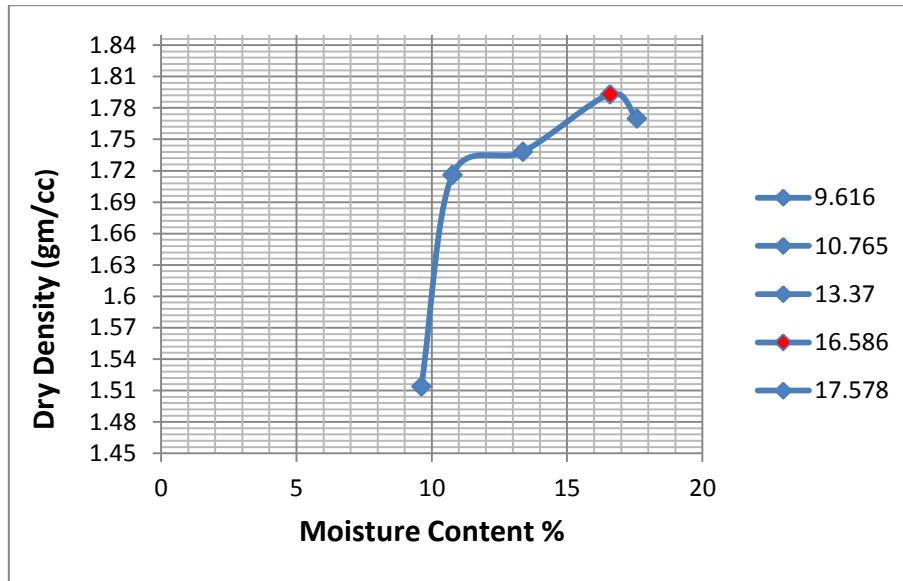
Results which is obtain from Modified Proctor Test -

SOIL SAMPLE	CLOTHES CONTENT (%)	OPTIMUM MOISTURE CONTENT (%)	MAXIMUM DRY DENSITY (gm/cc)
Normal soil sample	0	13.70	1.882
Soil sample + Cotton clothes	1	16.586	1.739
Soil sample + Synthetic clothes	1	14.71	1.761

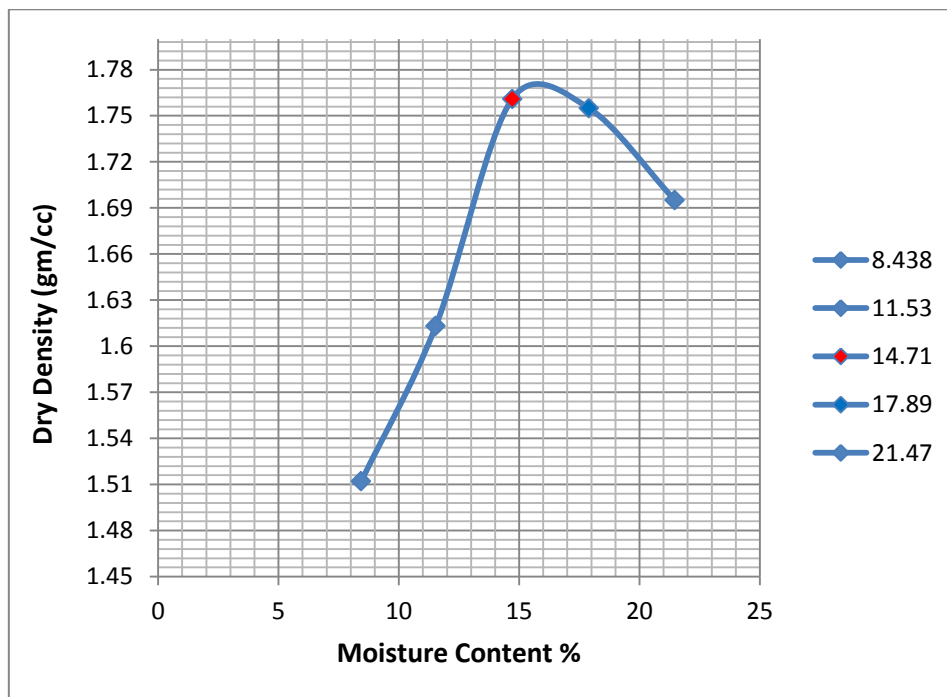
1. Black cotton soil sample :-



2. Soil sample + Cotton clothes 1% :-



3. Soil sample + Synthetic clothes 1% :-



6) CALIFORNIA BEARING RATIO TEST (CBR) :-

This test is performed to determine the bearing capacity of the soil. The California bearing ratio test is the penetration test meant for the evaluation of subgrade strength of the pavements. The results obtained by these tests are used with the empirical curves to determine the thickness of the pavements and its component layers. This is the most widely used method for design of flexible pavement.

In this study we performed the soaked CBR on the soil samples and calculate the soaked CBR value after 96 hours.

Table No. :- 3

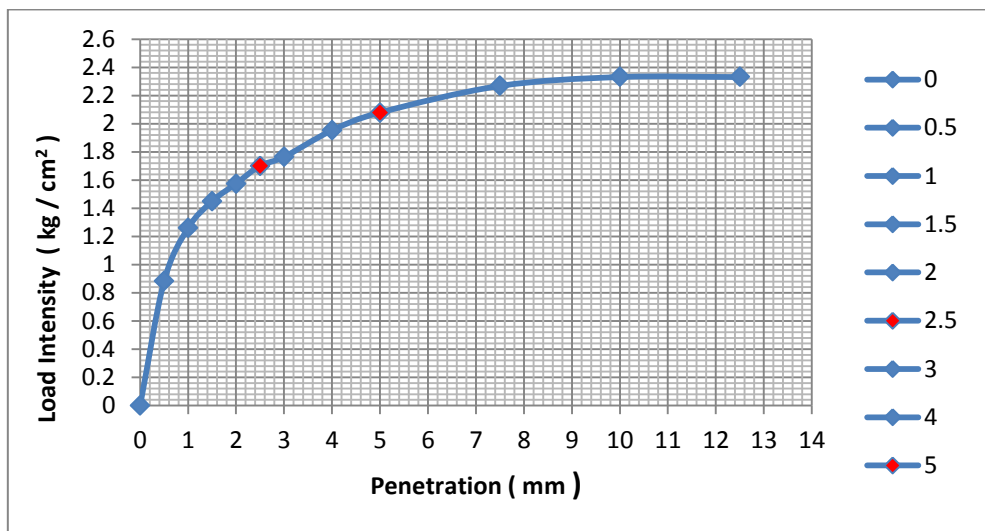
Results which are obtain from soaked CBR test which is performed after the 96 hours.

SOIL SAMPLE	CBR VALUE At 2.5 mm Penetration (%)	CBR VALUE At 5.0 mm Penetration (%)
Normal soil sample	2.43	1.98
Soil sample + Cotton clothes 1%	2.03	1.88
Soil sample + Synthetic clothes 1%	3.75	3.21

1) CBR of black cotton soil :-

Area of plunger = 19.625 cm²

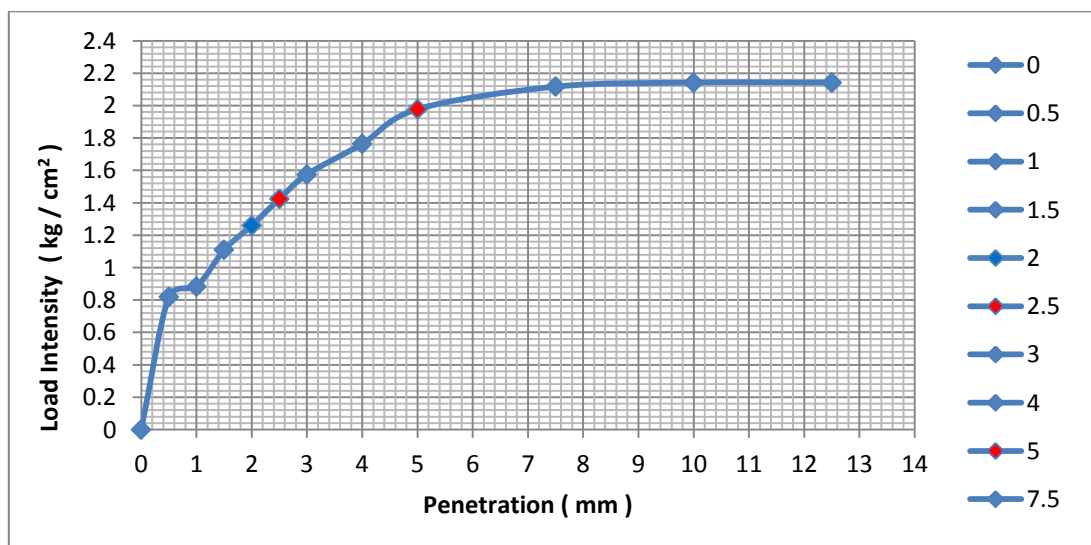
One division value = 2.4736



2) CBR of black cotton soil + 1 % Cotton clothes :-

Area of plunger = 19.625 cm².

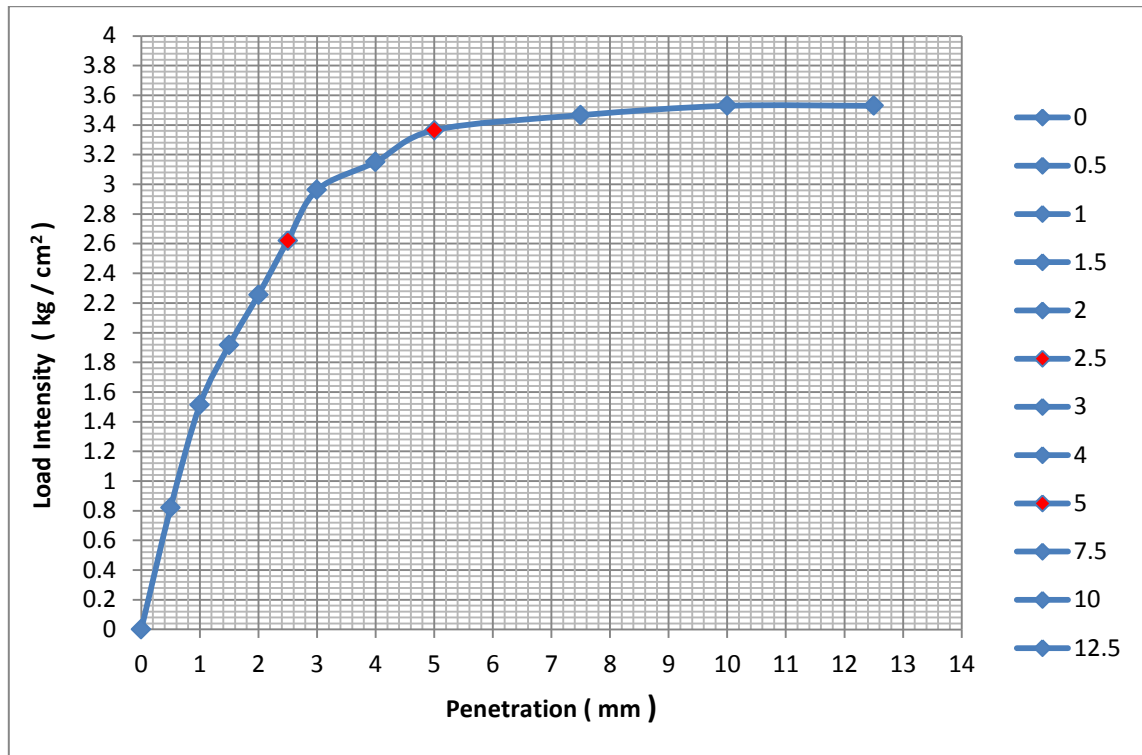
One division value = 2.4736



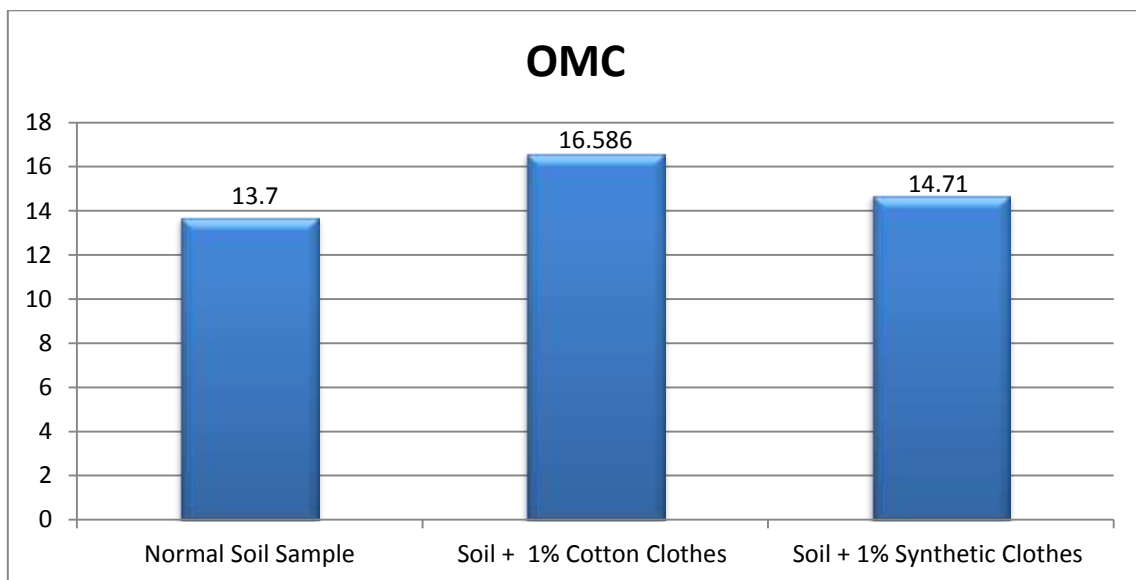
3) CBR of black cotton soil + 1 % Synthetic clothes :-

Area of plunger = 19.625 cm²

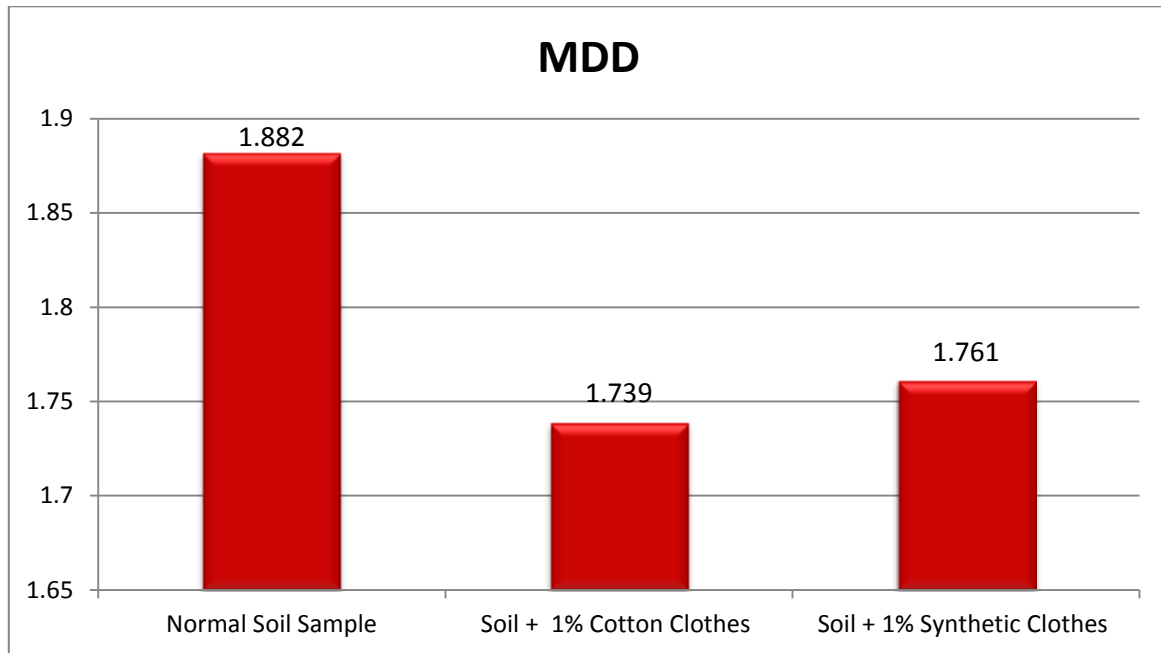
One division value = 2.4736



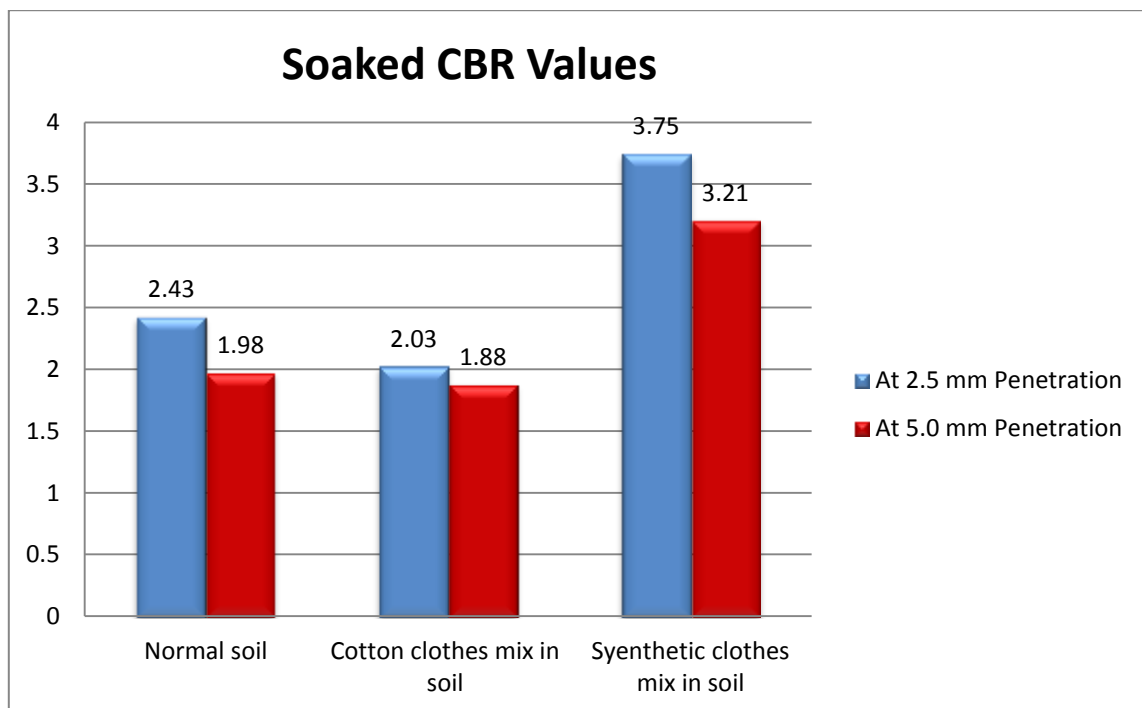
4) Comparison between Normal soil , Cotton clothes mix in soil and Synthetic clothes mix in soil for OMC :-



5) Comparison between Normal soil , Cotton clothes mix in soil and Synthetic clothes mix in soil for MDD :-



6) Comparison between Normal soil , 1 % Cotton clothes mix in soil and 1 % Synthetic clothes mix in soil for SOAKED CBR :-



7) CONCLUSION:-

From the above experimental study we concluded that, we can stabilize the soil with the help of waste synthetic clothes or fabrics. Because the synthetic clothes are not absorb the more water or moisture content as compare to cotton clothes and synthetic clothes or fibre have a high tensile strength. The waste cotton clothes cannot be used as reinforcement in the soil stabilization projects, because it is absorb high moisture content and has a low tensile strength.

In the experimental work we mix the synthetic clothes in the soil sample as 1% by weight. At a 1% mix of synthetic clothes in the soil sample we get a high value of soaked CBR as compare to normal soil as well as cotton clothes mix sample. If we use this technique so we reduce the quantity of waste clothes and also reduce the cost of the soil stabilizing projects. We can also reduce the hazardous impact on the environmental after using waste clothes.

8) REFERENCES:-

- 1) Arora K.R. (2009) "A Text Book of Soil Mechanics" Standard Publishers Distributors.
- 2) Annual Book of ASTM Standards 1998, Standard Test Method for CBR (California Bearing ratio) of Laboratory-Compacted Soils, ASTM D1883, West Conshohocken, PA
- 3) Bindra S.P.(1977) "A Text Book of Highway Engineering" Dhanpat Rai and Sons, new Delhi
- 4) Khanna S.K. and C.E.G. justo (2013), "Highway material and Pavement Testing" Nem Chand & Bros.
- 5) Punmia B.C., Ashok Kumar Jain & Arun Kumar Jain (2005) "A Text Book of Soil Mechanics & Foundation".
- 6) "Guidelines for the Design of Flexible Pavements for low volume of Rural road" IRC-SP-72
- 7) IS 2720 Part-2 "Method of test for Soil-Determination of Moisture Content".
- 8) IS 2720 Part-4 "Method of test for Soil-Determination of Sieve Analysis".
- 9) IS 2720 Part-5 "Method of test for Soil-Determination of Liquid Limit and Plastic Limit".
- 10) IS 2720 Part- 8"Method of test for Soil-Determination of Water Content, Dry Density using a heavy Compaction".
- 11) IS 2720 Part-6 "Method of test for Soil- Laboratory Determination of CBR" Partha Chakroborty & Animesh Das "Principles of Transportation Engineering" Ministry of Road Transport and Highway Report of the Specifications for Road Bridge Work in India.
- 12) Azadegan Oimd and Pourebrahim Gh. R (2010) "Effect of Geogrid on Compressive strength and Elasticity modulus of Lime/Cement treated soil". EJGE Vol.15.
- 13) Prasad D.S.V. and Kumar (2010) "Behavior of Reinforced sub base on expansive soil subgrade". GJRE vol.10.
- 14) Naeini S.A. and Moayed R. Ziaie (2009) "Effect of plasticity index and reinforcement on the CBR value of soft clay".