

# Evaluation of Mechanical and Wear Properties of Aluminium- $\text{Al}_2\text{O}_3$ Composite Material

Ajit.S.Dange<sup>1</sup>, Dr. Jayakumar.J<sup>2</sup>

<sup>1</sup>PG Scholar, Dept. Of Mechanical Engineering, Dr.V.V.P. College Of Engineering, Ahemdnagar, aharashtra, India

<sup>2</sup>Principal of Dr.V.V.P. College of Engineering, Ahemdnagar, Maharashtra, India

\*\*\*

**Abstract-**The MMC have wide application in all engineering field such as automobile and mechanical industry due to their light weight and high strength parameter. In this paper to study of mechanical and wear properties of aluminum alloy and effects of reinforcement material such as short fiber alumina. The composite is fabricated by stir casting method. Adding reinforcing material as 10%, 15%, 20% respectively at same time wear rate reduces and mechanical properties improve. To study wear test and test conduct on pin on disc apparatus as dry sliding condition with ambient temperature for different affecting parameter i.e Normal Load, sliding velocity, sliding distance. And also study of mechanical properties of specimen such as tensile strength, hardness, elongation or chemical composition of material. It was found that tensile strength and hardness increased when alumina is added to 6082 aluminium alloy. Wear rate is decreased when adding alumina to aluminium alloy.

**Key Words:** Metal Matrix Composite, Wear Test, Pin On Disc,  $\text{Al}_2\text{O}_3$ , Composite Material,

## 1. INTRODUCTION

The metal lattice composite [MMC] is by and large a compound, not an unadulterated metal. A metal grid composite is a composite material in which no less than two constituent materials, one being a metal. The other material might be an alternate metal or another material, for example, an earthenware material i.e short fiber alumina. The need of composite materials has expanded, due to the enhanced physical and mechanical properties. A composite material is a material comprising of at least two physically or synthetically unmistakable stages. The composite by and large has great attributes than those of every one of the individual parts. The fortifying segment is circulated in the lattice material. Aluminum grid composites [AMCs] are rising as propel building materials because of their quality, flexibility and sturdiness. The aluminum lattice is getting fortified when it is strengthened with the hard clay particles like  $\text{Al}_2\text{O}_3$ , and B4C and so forth. Aluminum combinations are as yet the subjects of exceptional examinations, as their low thickness gives extra points of interest in a few applications, for example, break rotor, cylinder, break cushion, break liner and so forth. In this examination, a chronicled foundation on the advancement and utilization of metal framework composite for car brake rotor is displayed. The talk likewise incorporates examination of the item life cycle with mix giving a role as a contextual investigation. The authentic

audit examination uncovered that continuous advancement of material and preparing strategy have prompt a lighter weight, bring down cost, and higher execution brake rotor because of the better comprehension of the mechanics of metal network composite. It rose up out of the investigation that mix throwing method gives simplicity of task, manageability and most fundamentally exceptionally focused without giving up quality in respect to different systems and all things considered is the most appealing assembling process in the business. These discoveries can be utilized for future plan and make of a productive and successful aluminum grid composite brake rotor for car and different applications. The wear rate of the surface is additionally subject to sliding pace, temperature, warm, mechanical and substance properties of the materials examined. Tainting on material's surface, for example, flotsam and jetsam or particles between the sliding surfaces additionally increment wear rate and harm to the surfaces.

## 2. LITERATURE REVIEW

W.S. Miller, L. Zhuang, J. Bottema, A.J. Wittebrood, P. to study of application of aluminium alloy and use of composite material for different application[1]. A.Agbeleye,D.E. Esezobor, S.A. Balogun,J.O. Agunsoye,J. Solis, development of wear properties for aluminium composite for different load condition [2]. A.A. Adebisi, M.A. Maleque use for historical anyalsis of wear properties of break rotor system in automobile or mechanical industry [3]. Puneeth.N, Satheesh.J, G.Anil Kumar effect of  $\text{Al}_2\text{O}_3$  on tensile and hardness properties of composite. $\text{Al}_2\text{O}_3$  partical is, increase propertiesofcomposite[4].K.S.Hanumanth,Ramji\*M.Kumar, and A.deals with quality of composition and wear properties breakrotor[5].Vladimi`rToma`s`ek,GabrielaKratos`ova,Rongping Yun,Yanli Fan,Yafei Lu to study effects of alumina [ $\text{Al}_2\text{O}_3$ ] as an abrasive on brake friction performance and friction layers of nonmetallic brake friction materials were evaluated.[6]. P. Ramesh, A. Arun Raja, Ajay R. and Abhinav Vishnu.A.R observed that the reinforcement more randomness and diffused inter-metallic spacing than it was seen that alumina particles were deposited on the aluminium matrix [7].

## 3. PROBLEM STATEMENT

To improvement of properties of automobiles part such as engine and transmission interior part chassis components and body components and this part made by alloy composite

materials and metal for different s type of materials properties. In this project to study automotive break system is responsible for converting kinetics energy into thermal energy which is then dissipated through disc break rotor and other part. Most of the automotive industry use gray cast iron and steel for manufacturer of disc break rotor and break system but it disadvantage its high weight which has impacts on fuel consumption and vehicle emissions and Mechanical properties. Hence in this project break rotor and break made of alloy steel, cast iron replaced by aluminum alloy and reinforcement materials. For this purpose composite will be tested for various combination such as 10%,15%,20% by wt of alumina in aluminum alloy matrix and tested for Mechanical properties such as tensile strength, hardness strengths and wear rate and the result will be compared with existing materials properties .

### 3.1 Objective

- To conduct wear test on aluminum alloy and Al-Al<sub>2</sub>O<sub>3</sub> composite materials off different composition at varying load and sliding distance.
- To study mechanical and tribological properties of aluminum and there composite materials for different composition to select best composite materials for break system on basis of mechanical and wear properties.

## 4. MATERIALS SELECTION

### 4.1 Aluminum Alloy 6082-

In the present examination, Al-6082 amalgam was picked as the base lattice as it has the incredible erosion obstruction and high quality in 6000 arrangement combinations. As a moderately new amalgam, the higher quality of aluminium compound 6082 has seen it supplant 6061 in numerous applications. The expansion of a lot of manganese controls the grain structure which thusly brings about a more grounded amalgam. The beneath table gives us the concoction arrangement of Al6082 the rest is aluminium.

Table No-1 Chemical Composition of Al-6082 alloy

Element	%
Si	0.7-1.3
Fe	0.5
Cu	0.1
Mn	0.4-1.0
Mg	0.6-1.2
Zn	0.2
Ti	0.1

Cr	0.2
Re	95.43

### 4.2 Short Fiber Alumina-

Its high quality mechanical properties, warm security, mechanical similarity, concoction similarity, high youthful modulus, great monetary productivity. Its intermittent sorts of fiber or particles give great particular firmness and quality. it has beneficial outcome on the hardness, wear obstruction, weakness opposition and pressure obstruction.

Table No-2 Chemical composition of short fiber alumina

Sr.no	Element	Wt %
1	Al <sub>2</sub> O <sub>3</sub>	96-97
2	SiO <sub>2</sub>	3-4
3	Fe	0.040
4	Cr	0.006
5	Ni	0.014
6	Mg	0.013
7	Na	0.088
8	Ca	0.053
9	Chloride	0.008

## 5. EXPERIMENTAL WORK

### 5.1 Fabrication of Composite Material-

The creation of composites materials by utilizing blend throwing is done in materials research center of mechanical designing department at D.V.V.PATIL College Ahmednagar. Its fluid metallurgy method process. Since blend throwing process is efficient, large scale manufacturing and required size and state of composite can be delivered. Its appeared in fig 1 mix throwing process has been utilized to created aluminum and alumina composite material with various example of composite materials.

Table No 3- Composition of aluminium with alumina Composite Materials

Sr.no	Sample	% of alumina
1	Al 6082	0
2	Al 6082+ alumina	10
3	Al 6082+ alumina	15
4	Al 6082+ alumina	20

Synthetic synthesis of aluminum 6082 and  $Al_2O_3$  appeared in tables 1 and 2. An electric heater was utilized as first phase of liquefying the aluminum in the cauldrons at the climatic condition. The softening of aluminum take set at 700c which is accomplished in 1 hours. After accomplishing 700c temperature heater kept on consistent temperature of 700c for 30 minutes. Preheated alumina down to earth included liquid metal through pipe. Alumina particles are preheated to a temperature of 300c at the same time. the support are preheated to enhance the wet capacity, evacuate dampness and furthermore to diminish temperature inclination between liquid metal and fortification. Alumina included 10% 15%,20% by weight in dissolved aluminum amalgam for various synthesis. Also, electrical obstruction heater collected with graphite impeller utilized as blended was utilized for stirrings reason. After alumina augmentations fluid, metal – support blend was mixed for 30 minutes. at last composite were poured in preheated metal molds at 700c. lastly take up example.



Fig 1. Sample of Composition

The readied example test was prepared for handling; it is to be machined on machine in the wake of cutting on control hack saw. The example turned on machine to get required measurements and wrapping up. The required measurement of  $\varnothing 10 \times 30$  mm is acquired on machine. Along these lines the example of various organizations prepared for wear test.



Fig 2. Specimen Pin For Wear Test.

For the most part the external race split cushion is comprised of treated steel and low steel, semi metallic material. So partner i.e. break cushion material is likewise chosen as made up of same material. Plate material chose as steel with grade EN8.



Fig 3. En8 Disc

### 5.2 Wear Test

The readied tests were utilized for tribological test on Wear and grinding screen at PG Laboratory, Department of Mechanical Engineering in Dr. Vitthalrao vikhe patil College of Engineering, Ahmednagar. The stick on circle is a device used to decide Tribological properties of composite materials. The composite material example stick is put on a spoil acting plate which pivoting at a variable RPM. Dry sliding wear test "stick-on-circle" component appeared in fig 4. The composite examples are readied is as indicated by ASTM G99 Slanderred. the breadth of the slider plate made up of solidified steel having distance across 165mm and 8mm thickness. The stick test measurements are 10mm width with 30mm stature. The test is directed in dry sliding conditions. The weight has been estimated in a computerized adjust having slightest tally 0.1mg. after each test the plate is cleaned. To direct the wear analyze 3 levels of load and 3 levels of speed are considered. The heap go is taken to be 20 N to 60 N and sliding speed is taken to be 1.03 to 3.14 m/s. Its appeared in tables

Table No 4- Process Parameter Wear Test

Sr.no	Parameter	Value
1	Sliding velocity [m/s]	1.03 to 3.14
2	Normal load [N]	20 to 60
3	Test duration [sec]	750-900
4	Track diameter [mm]	60-140
5	RPM	1000 to 1400

The specimens are prepared according to ASTM E8 standard. The gauge is 62.5 mm long and having diameter of 12.5 mm. the total length of the specimen is 300 mm. the equipment used to test tensile strength is UNIVERSAL TESTING MACHINE [UTM].

### 5.3 Hardness Test

Hardness is the resistance of materials to localized deformation. A hard material surface resists indentation or scratching and ability to indent or cut material. hardness of the four stir casted sample was tested on Brinell hardness tester. In the Brinell hardness test a hardened steel ball is pressed into the flat surface of test pieces using force 500kgf to 1000kgf. The ball is removed the diameter of resulting indentation is measure using a microscope. Reading on three location are taken and average reading of each sample was considered.

### 5.4 Density Test

The density is the physical property of the material. The density of the material can be defined has mass per unit volume. It is also a convenient property because it provides a link (or conversion factor) between the mass and the volume of a substance.

Density Test Theoretically: Where,  $\rho = M / V$  density in  $g/cm^3$

m= mass in gram

v=volume in  $cm^3$

Density Test Experimentally: The weight of the sample is measured in air. The sample is immersed in water and the weight of the sample is measured. The density of the material is calculated using formula

$\rho = \text{Weight of sample of air} / \text{Weight of sample of air} - \text{Weight of sample water}$

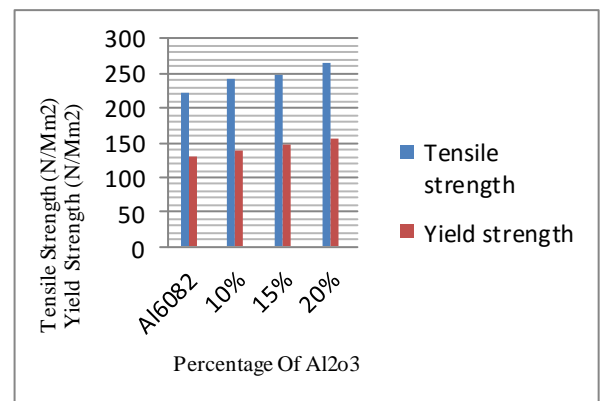
## 6 RESULTS & DISCUSSIONS

### 6.1 Tensile test

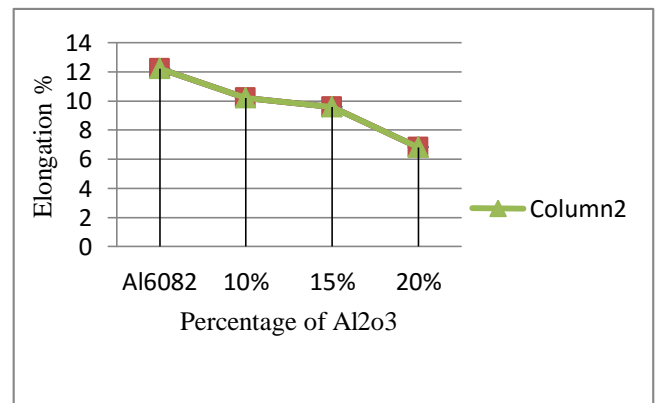
Table show that tensile strength, yield stress and elongation of composite. For Al6082 tensile strength is 220.94 mpa, yield stress 132 mpa, and elongation 12.20 %. For Al6082 + 20% alumina tensile strength is 265Mpa and yield stress is 157.03 Mpa also decreased elongation 6.82%.it is clear that properties of material is increased when adding a reinforcement material and good chemical bonding of both materials.

Table No 5- Shows Result of Tensile Testing

Properties	Al6082	10%	15%	20%
Tensile strength [N/mm <sup>2</sup> ]	220.94	241.71	248.43	265.41
Yield strength[N/mm <sup>2</sup> ]	131.26	139.69	148.55	157.04
Elongation %	12.20	10.20	9.60	6.82



Graph1. Shows Variation of Strength of Composite



Graph 2. Variation of Elongation of Composite

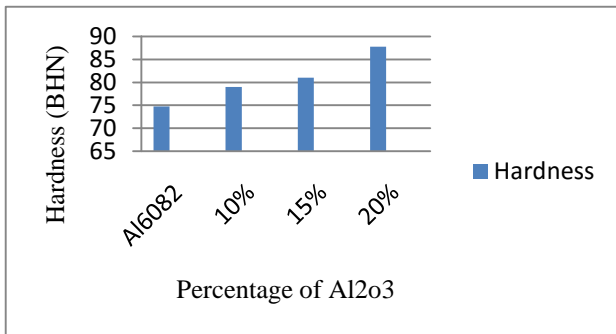
### 6.2 Hardness test

Table show hardness of the composite among the different specimen. Al6082 with 20% alumina has the highest hardness 87.66 BHN. for sample Al6082 with 10% hardness is 81.01 BHN and sample Al6082 with 15% hardness is 79BHN. The hardness between second and third sample increased only 2%. But sample four is increased hardness 7% as compared to both sample.



Table No-6 Hardness of the Composite Specimen

Properties	Al6082	10%	15%	20%
Hardness[BHN]	74.77	79	81	87.67



Graph 3: Shows Variation of Hardness And Composite

### 6.3 Chemical Composition Test

Table 7 shows chemical composition of the composite among the different specimens. The first sample shows chemical composition of Al6082. The percentage of Si particles increases in all samples of composition due to the addition of Al<sub>2</sub>O<sub>3</sub>. For an increase in tensile strength of the material, silicon is added to Al, which reduces the melting temperature, fluidity, and the addition of zinc permits precipitation hardening.

Table No 7-Chemical Composition of Composite

Element	Al6082	10%	15%	20%
Si	1.2700	1.3600	1.4200	1.5500
Fe	0.3300	0.2500	0.3060	0.2630
Cu	0.0236	0.0123	0.0265	0.0285
Mn	0.5853	0.6120	0.7130	0.5850
Mg	0.7583	0.7060	0.6130	0.7580
Zn	0.2060	0.1630	0.1410	0.2060
Ti	0.0285	0.0250	0.0330	0.0285
Cr	0.0298	0.0368	0.0226	0.0298
Al	Rem	Rem	Rem	Rem

### 6.4 Density test

Table 8 indicates thickness and porosity of the composite. The expansion in thickness of the composite is due to the higher thickness of the fortification. The expansion in porosity with the increment in the level of molecule division is due to the increment in microspores and interspaces

between the framework and the support. The lessening in porosity is because of the quickened response, decrease in microspores and interspaces between the network and the fortification.

Table No 8- Show Density of Composition

Properties	Al6082	10%	15%	20%
Theoretical density(g/cm <sup>3</sup> )	2.711	2.719	2.833	2.844
Experimental density(g/cm <sup>3</sup> )	2.655	2.634	2.766	2.777
Porosity	1.69	2.45	2.67	3.09



Graph 4 Shows Variation of Density and Composite

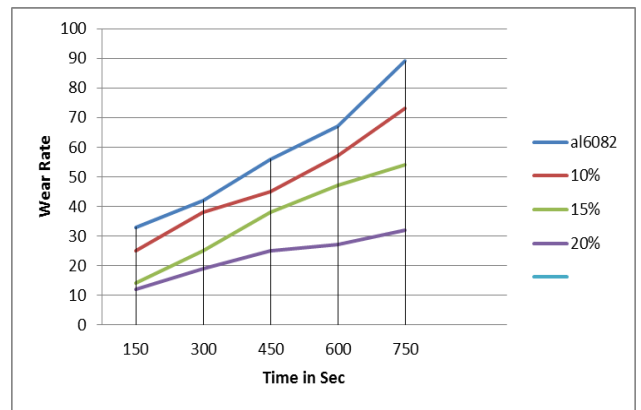
### 6.5 Wear Test

Sliding wear examination demonstrates the variety of wear rate with the synthesis of alumina particles. It demonstrates the impact of alumina on the wear rate for various load conditions with rpm. The diagram demonstrates the wear rate of the composite for various loads and track breadths. Al-based composite demonstrates a diminishing wear rate with the expansion of the substance of Al<sub>2</sub>O<sub>3</sub> support, which acts as a hindrance to shear displacement.

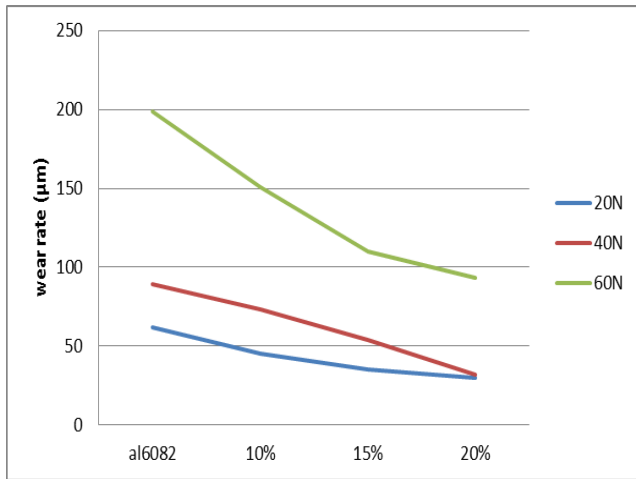
Table No 9- Show Wear Rate of Composite

Sr.no	Material	Load N	Wear rate(μm)
1	Aluminium 6082	20	62
2		40	89
3		60	199
4	Al6082 with 10% Al <sub>2</sub> O <sub>3</sub>	20	45
5		40	73
6		60	151

7	Al6082with15% Al <sub>2</sub> O <sub>3</sub>	20	35
8		40	54
9		60	110
10	Al6082with20% Al <sub>2</sub> O <sub>3</sub>	20	30
11		40	32
12		60	93

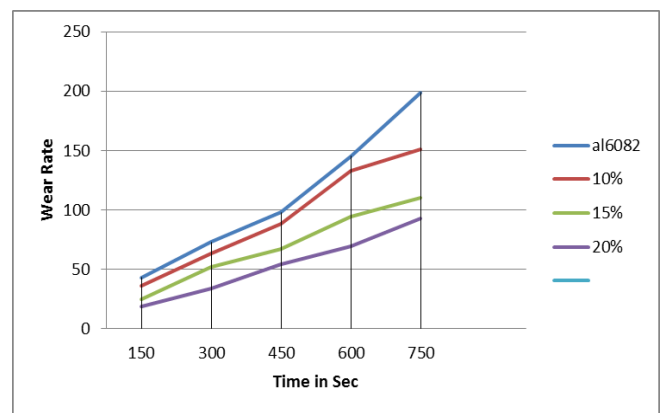


Graph 7. 40 N



Graph 5. Show Wear Rate Of Composites

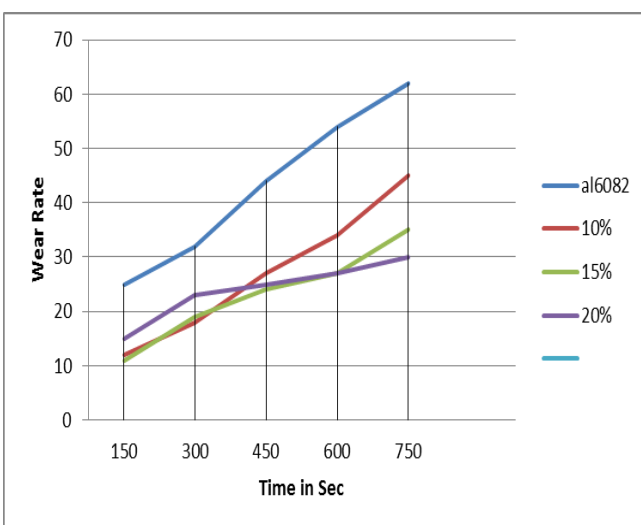
The graph show wear rate of Al-based composite with addition of Al<sub>2</sub>O<sub>3</sub>. The wear rate of pure aluminum is greater than other composite. The reinforcement particles is increased so wear rate is decreased. The load is increased that wear rate is increased. But rpm is increased so wear rate is decreased. The adding Al<sub>2</sub>O<sub>3</sub> then reduced wear rate. The graph a,b,c shows wear rate vs time of composite.



Graph 8. 60 N

### 7 CONCLUSIONS

Tensile strength of the composite materials increases with increase in Al<sub>2</sub>O<sub>3</sub> reinforcement. Tensile strength of base metal tensile strength 220.94 [N/mm<sup>2</sup>], yield strength 131.26 [N/mm<sup>2</sup>] and elongation 12.20 % and maximum strength was found 265.41 [N/mm<sup>2</sup>], yield strength 157.04 [N/mm<sup>2</sup>] and elongation 6.82%. Hardness of composite is increased when addition of reinforcement material. Density of metal matrix composite cast is almost relevant to the theoretical densities. Changes chemical composition of composite for all sample is increased Si particles so effect on strength of materials the sample 15 % is best chemical composition as compare to other sample. After conduct wear test so find out wear properties of materials. When load is increased that wear rate is increased but adding reinforcement so decreased wear rate of composite. The rpm is increased so wear rate of material is reduced.



Graph 6. 20 N

## REFERENCES

1. W.S. Miller, L. Zhuang, J. Bottema, A.J. Wittebrood, P. De Smet, A. Haszler, A. Vieregge "Recent Development In Aluminium Alloys For The Automotive Industry" A Hoogo6ens Research & Development, P.O. Box 10.000, 1970 Ca Ijmuiden, The Netherlands Hoogo6ens Aluminium Nv, A. Stocletlaan 87, B-2570 Duffel, Belgium Hoogo6ens Aluminium Walzprodukte Gmbh, Carl-Spaeter-Strasse 10, D-56070 Koblenz, Germany
2. Thangarasu, Murugan, Mohankumar And Thangapand "Processing And Characterization Of Aa6082/Tic Composites By Stir Casting" Department Of Mechanical Engineering, Sri Ramakrishna of Technology, Coimbatore, Tamilnadu, India.
3. Agbeleye, D.E. Esezobor, S.A. Balogun, J.O. Agunsoye, J. Solis, A. Neville "Tribological Properties Of Aluminium-Clay Composites For Brake Disc Rotor Applications" Metallurgical And Materials Engineering Department, University Of Lagos, Nigeria Institute Of Functional Surfaces, School Of Mechanical Engineering, University Of Leeds, Leeds, UK
4. A.A. Adebisi, M.A. Maleque "Metal Matrix Composite Brake Rotors: Historical Development And Product Life Cycle Analysis" Department Of Manufacturing And Materials Engineering International Islamic University Malaysia, Kuala Lumpur Malaysia Faculty Of Mechanical Engineering, Universiti Malaysia Pahang 26600 Pekan, Kuantan, Pahang, Malaysia
5. Puneeth.N, Satheesh.J, G.Anil Kumar "Review On Evaluation Of Fracture Toughness Of Al 6082/Al<sub>2</sub>O<sub>3</sub>/Al<sub>2</sub>SiO<sub>5</sub> Metal Matrix Composites" Department Of Mechanical Engineering, SJ B Institute Of Technology, Bangalore, Karnataka, India
6. K.S.Hanumanth Ramji\*, M.Kumar an [A.Megalingam@Murugan](mailto:A.Megalingam@Murugan) "Tribological Behavior Of Al 6061 hybrid Metal Matrix Composites" Department Of Mechanical Engineering Bannari Amman Institute Of Technology, Sathyamangalam, Erode - 638 401, India
7. Vladimi'R Toma'S'Ek , Gabriela Kratos'Ova' Rongping Yun Yanli Fan, Yafei Lu "Effects Of Alumina In Nonmetallic Brake Friction Materials On Friction Performance"
8. P. Ramesh, A. Arun Raja, Ajay R. And Abhinav Vishnu. A. "Investigation Of Wear Behavior And Mechanical Properties Of Al-SiC Metal Matrix Composites" Department Of Mechanical Engineering, Sri Krishna College Of Engineering And Technology, Coimbatore, India Vol 9 Department Of Mechanical Engineering, Sri Krishna College Of Engineering And Technology, Coimbatore, India
9. Rathod Abhik, Umasankar V.M. Anthony Xavier "Evaluation Of Properties For Al-SiC Reinforced Metal Matrix Composite For Brake Pads" A Smbs, Vit University, Vellore 632014, Tamilnadu, India 2th Global Congress On Manufacturing And Management, Gcmm 2014
10. Faiz Ahmad, S.H. Jason Lo, Muhammad Aslam, Ahmad Hazi "Tribology Behaviour Of Alumina Particles Reinforced Aluminium Matrix Composites And Brake Disc Materials" Department Of Mechanical Engineering, University Technology Petronas, Bandar Seri Iskandar, Tronoh, 31750, Perak, Malaysia Manager, Advanced Materials Laboratories Canmet, Ottawa, Canada The Malaysian International Tribology Conference 2013, Mitc201.
11. Omar Maluf, Maurício Angeloni, Marcelo Tadeu Milan, Dirceu Spinelli, Waldek Wladimir Bose Filh "Development Of Materials For Automotive Disc Brakes" Automobilitic, Aeronautics And Materials Engineering Department, São Carlos Engineering School, University Of São Paulo, São Carlos, Sp, Brazi.
12. Alnaqi, Abdulwahab A., Kosarieh, Shahriar "Material Characterisation Of Lightweight Disc Brake Rotors" Dep. Of Automotive And Marine Engineering Technology, College Of Technological Studies -Paaet, Kuwait; Keronite International Ltd, United Kingdom University Of Leeds, United Kingdom;
13. N.Radhika, R. Subramanian "Tribological Behaviour Of Aluminium/Alumina/Graphite Hybrid Metal Matrix Composite Using Taguchi's Technique" Mrita School Of Engineering, Amrita Vishwa Vidyapeetham, Coimbatore-641105. EMail: [Rcn\\_Kongu@Yahoo.Co.In](mailto:Rcn_Kongu@Yahoo.Co.In) [S\\_Venkatprasat@Cb.Amrta.Edu](mailto:S_Venkatprasat@Cb.Amrta.Edu) [Tiruppursubbu@Gmail.Com](mailto:Tiruppursubbu@Gmail.Com)
14. Swapnil S. Mukadam, Santosh R. Wankhade "Evaluation Of Mechanical Properties Of Aluminium/ Silicon Carbide /Fly Ash Brake Rotor" Department Of Mechanical Engineering, Ytiet, Chandhai, Bhivpuri Road
15. Devaraju Aruri & Adepu Kumar "Dry Sliding Wear And Static Immersion Corrosion Resistance Of Aluminum Alloy 6061-T6/SiCp Metal Matrix Composite Prepared Via Friction Stir Processing" Department Of Mechanical Engineering, National Institute Of Technology, Warangal, India Email: [Aruri\\_Devaraj@Yahoo.Com](mailto:Aruri_Devaraj@Yahoo.Com),
16. Mihály Kozma "Friction And Wear Of Aluminum Matrix Composites" Institute Of Machine Design, Budapest University Of Technology And

Economics1521Budapest,P.O.Box91,Hungary.[Kozma.Mihaly@Gsz.Bme.Hu](mailto:Kozma.Mihaly@Gsz.Bme.Hu)

17. Lamin F., Omar A., Osman M. R., Wong S. V “Material Construction Of Replacement Brake Discs: A Regulation Compliance,Study Internationa JournalOf Materials”Malaysian Institute Of Road Safety Research. He Is Now With The University Putra Malaysia (E-Mail: [Wongsv@Miro.Gov.My](mailto:Wongsv@Miro.Gov.My))
18. M.A. Maleque, M. Radhi And M.M. Rahman “Wear Study Of Mg-Sicp Reinforcement Aluminium Metal Matrix Composite” Department Of Manufacturing & Materials Engineering, International Islamic University Malaysia, 53100 Kuala Lumpur, Malaysia
19. K.R.Padmavathi,Dr. R.Ramakrishnan “Tribological behaviour of Aluminium Hybrid Metal Matrix Composite” a Research scholar, Dept. of Mechanical Engg., Sathyabama University, Chennai-600 119, Tamilnadu, India”
20. Siddhartha Prabhakar. N Radhika. N “Analysis of tribological behavior of aluminium/B4C composite under dry sliding motion Procedia Engineering” 97 ( 2014 ) 994 – 1003 Dept of MechanicaEngineering, Amrita Vishwa Vidyapeetham, Ettimadai, Coimbatore, India – 641112
21. Bharath V, Madev Nagara,V Auradi “Preparation of 6061Al-Al<sub>2</sub>O<sub>3</sub> MMC’s by Stir Casting and Evaluation of Mechanical and Wear Properties” Department of Mechanical Engineering, Brindavan College of Engineering, Bangalore-560063, Karnataka, India R&D Centre, Department of Mechanical Engineering, Siddaganga Institute of Technology, Tumkur-572103, Karnataka, India
22. D. Bhuvanesh, N. Radhika” Experimental Investigation On Tribological”Characteristics Of Silicon Nitride Reinforced Aluminium Metal Matrix Composites” Journal Of Engineering Science And Technology Vol. 12, No. 5 (2017) 1295 – 1306 Department Of Mechanical Engineering, Amrita School Of Engineering, Coimbatore, Amrita Vishwa Vidyapeetham, Amrita University, India.