

Improved Weighted Least Square Filter Based Pan Sharpening Using Fuzzy Logic

Palwinder Kaur¹, Er.Simranjit Kaur²

¹ Department of Electronics & Communication Engineering ,
Sri Sai College of Engineering & Technology, Badhani, Pathankot, Punjab

² Department of Electronics & Communication Engineering,
Sri Sai College of Engineering & Technology, Badhani, Pathankot, Punjab

Abstract - Image fusion is growing to be one of the most trendy plus interesting subject matter throughout impression processing. In numerous software a number of impression union techniques have been employed. An important function to help blend impression will be uniting crucial sides or maybe information connected with various different images of only one particular field to express simply just useful information. Methods concerning individually distinct cosine alteration for fusing images are generally appropriate and fewer time-consuming throughout real-time systems. To take away the downsides connected with the prior work a built-in algorithm formula has become consist of on this paper. The particular consist of algorithm formula combines the improved label of PCA with fuzzy logic to help blend made from images. The particular dimly lit route previous has additionally been helpful to remove coloring artefacts plus increase the shades on the end result image. This specific innovative algorithm formula has become made plus completed throughout MATLAB instrument using impression control toolbox. The particular comparative examination performed based on different operation analyzing boundaries has demonstrated value of the consist of algorithm.

Key Words: Image Fusion, Discrete Cosine Transformation, Principle Component Analysis, Color Artefacts, Multi-focus images.

1. INTRODUCTION

Image fusion is an active research area in digital image processing. It is a mechanism of generating more informative image from a set of source image. The main objective of the image fusion is to combine the useful information from several source of image in the same image or picture or scene. At present image fusion has become important image analysis and computer vision technology, image fusion are broadly used in computer vision, target recognition, remote sensing, satellite imaging, robotics, medial image processing (intensity modulated radiation therapy (IMRT)), military area, etc. Simultaneously, image fusion has been successfully applied to highly effective information for further image

processing, that is high efficiency video processing, image detection and image recognition, image segmentation.




Figure 1.1(a): Input image focused on the foreground (clock region) (b): Input image focused on the background (books region) (c): Fused image

1.1 Levels of Image fusion

1. Pixel Level: This can be most straightforward process within photograph combination carried out during smallest level. In this put together the valuations and intensities associated with a couple of feedback images based upon it's regular, supplies the one resulting image.

2. Feature Level: The item justifies with all the highlights of picture including if a person picture have their own distorted observation different currently have distorted just about any attribute including travel, nose. With this higher level of approach conveniently get the actual highlights of both equally related pictures separately and then blend algorithm formula provides each boosted picture just after attribute extraction.

3. Block or Region Based: In decision level fusion, it is the highest level of the fusion. It extracts the information of the data from pixel level or feature level fusion to create optimal decision to reach a goal in specific objective.

Before the fusion, data should be obtain to gain the absolute decision result, so that loss of information can't be ignore; meantime the cost is very high..

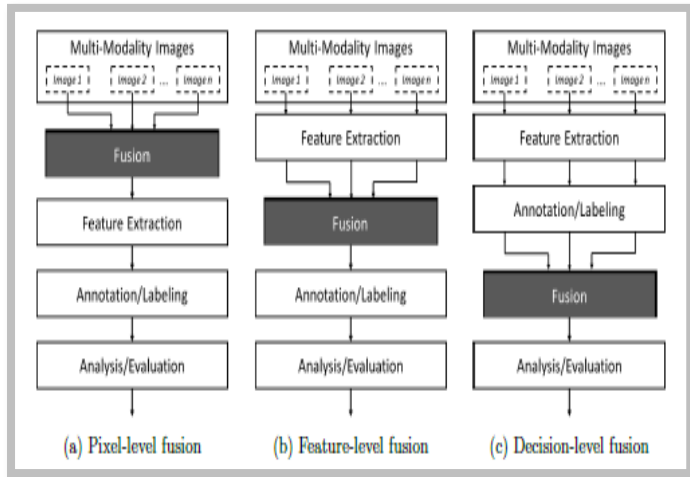


Fig.1 Various level of image fusion

1.2 WLS Filters

WLS filter is an edge-preserving filter, which usually smoothes the whole picture when retaining the edges. This has been put on numerous impression running applications, such as developing variable quality procedure plus firmness mapping. Compared to other filtration systems, such as bilateral filter, the WLS filter can certainly preserve the perimeters inside of a far better fashion by looking into making the best skimp between the blurring along with the sharpening. The particular WLS filter as a low-pass filter for you to estimation the LFCs of Pot plus MS image.

$$\arg \min_g = \left(\|g - f\|^2 + \lambda \left(w_x \left(\frac{\partial g}{\partial x} \right)^2 + w_y \left(\frac{\partial g}{\partial y} \right)^2 \right) \right)$$

Where the first term, i.e. $\|g - f\|^2$ ensures that the distance between g and f is minimum. The second term is to achieve the smoothness by minimizing the partial derivatives of g . w_x and w_y are smoothness weights. λ is the regularized factor to strike a balance between the two terms.

Weighted least squares (WLS) Algorithm:

Input: An input image I , smoothing parameter λ , and smoothness weights a_x and a_y .

Output: A smoothed base layer S .

Steps: 1) $A_x \leftarrow$ diagonal matrix containing a_x ;

2) $A_y \leftarrow$ diagonal matrix containing a_y ;

3) $D_x \leftarrow$ discrete differentiation operator along the x direction;

4) $D_y \leftarrow$ discrete differentiation operator along the y direction;

5) $L \leftarrow DT \times A_x D_x + DT \times A_y D_y$;

6) $E \leftarrow$ identity matri

1.3 Pan Sharpening Algorithms

1. IHS Transformation Method

The IHS transform effectively transforms an image in the Red-Green-Blue (RGB) domain into spatial (I) and spectral (H, S) information [14]. There are various models of IHS transformation available. The IHS transform effectively transforms an image in the Red-Green-Blue (RGB) domain into spatial (I) and spectral (H, S) information [14].

1.4 Fuzzy logic

Fuzzy logic idea is often as opposed to man being's experience plus inference process. Compared with conventional handle system, which often is indeed a point-to-point handle, furred reasoning handle is often a range-to-point or perhaps range-to-range handle [6]. This production of any furred operator derives from fuzzifications involving the two advices plus outputs with the affiliated membership functions predicated about its value. Making use of this perspective, the actual production of any furred reasoning operator is definitely founded about its subscriptions of countless membership capabilities, and this can be thought to be a variety of inputs. To implement fuzzy logic technique to a real application requires the following three steps:

1. Fuzzifications – convert classical details or fresh details directly into fuzzy details or Membership rights Performs (MFs) [5].
2. Fuzzy Inference Process – combine member's program characteristics while using manage principles to gain a fuzzy output [6].
3. Defuzzification - employ different processes to assess each one connected production along with organize them in to the table: the particular research table. Grab the particular production from the research kitchen table according to the existing knowledge for the duration of software [5].

2. LITERATURE SURVEY

A.Soma Sekhar avec aussi al. (2011) [1] planned a whole new multi-resolution algorithm criteria ideal for unification by way of such as PCA in addition to wavelet changes ideal for specialist diagnosis. Via combining the characteristics of centre structured in addition to pixel-based unification a whole new multi-resolution structured unification is obviously attained. Amutha avec aussi al. (2013) [2] encouraged an easy, fast and energy efficient DCT structured multi-focus perception unification software which in turn outperforms supplemental DCT

structured unification methods. The unification rule will not require just about every difficult arithmetic hovering place capabilities in particular advise or even variance info, this isn't very difficult and energy efficient. Aribi, M avec aussi al. (2012) [3] defined your evaluation around the specialist perception top quality can be done through a number of tactics of perception fusion. Information and facts in order to normally always be highly processed from the specialist graphics is obviously top-quality by way of combining the knowledge by way of settled upon graphics along with the unification technique's option is determined by your application. During this papers your MRI in addition to PET graphics tend to be taken ideal for instance. Bedi S.S. avec aussi al. (2013) [4] displayed a whole new reassessment on guides of perception unification tactics in addition to perception top quality evaluation parameters tend to be analysed to put together your algorithm criteria ideal for perception unification in which may appear far more acceptable ideal for health care diagnosis. B.K. avec aussi al. (2013) [5] encouraged that you be part of multifocus graphics from the multiresolution DCT place instead of the wavelet place to lower your computational complexity. The actual evaluations on the complete functionality around the merged perception from the encouraged place in addition to that regarding your wavelet place in addition to 4 recently-proposed unification methods is obviously done. The encouraged technique placed to several eyeglass frames of multifocus graphics along with the operation as soon as when compared successfully in addition to quantitatively in addition to that regarding wavelets. Cao avec aussi al. (2010) [6] gifted advice ideal for multi-focus perception unification in addition to planned that must be handling the artwork bin that is definitely accomplished by way of graphics arrested by way of various goal points having said that just about every thing mainly because keeping arrested in addition to considered. Multi goal boisterous perception unification algorithm criteria making use of the personal needs let alter is becoming proposed. Working together with kept info based upon way via personal needs let alter, online property house windows tend to be included in studying unification weight. Desale, R.P avec aussi al. (2013) [7] offers found your various methods that you be part of graphics such as PCA, DCT in addition to DWT structured systems for perception fusion. For better-quality in addition to particular applications, your object rendering of DWT structured unification process are planned within this paper. Gintautas, Gary the gadget guy avec aussi al. (2011) [8] offers encouraged any understanding unification structure which in turn affords the adaptable photo image resolution perception unification in addition to as well help you save spectral benefits of graphics which have been of reduce resolution. Pertaining to fusing adaptable alarm truth in particular optical-optical, optical-radar images a top place watch ideal for perception unification is becoming proposed. Haghghat, H avec aussi al. (2010)

[9] introduced a fantastic process designed for multi-focus perception unification made from calculations all-around DCT domain. Almost all coefficients of DCT that happen to be taken such as a requirement of difference all-around perception handling applications computes the cost of variance. Haozheng, next s avec aussi al. (2011) [10] displayed M-band Variable Towards previously mentioned planned process, to begin with your adaptable goal perception unification process based upon one wavelet as well as adaptable wavelet, multi-band multi-wavelet is regarded as together with arithmetic breaking down in addition to reconstruction. During this papers, a variety of tactics influenced by graphics, areas and specific zones in addition to property house windows tend to be as soon as when compared ideal for collection of unification arithmetic operators.

3. METHODOLOGY

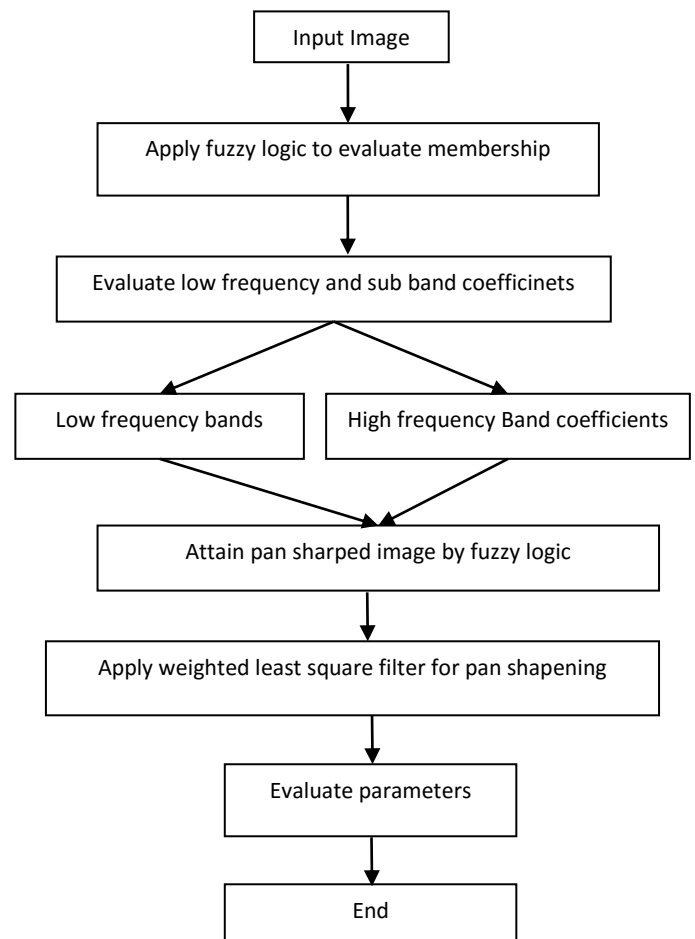



Fig 2: Flowchart of the proposed technique

4. RESULTS

For experimentation and implementation the proposed technique is evaluated using MATLAB tool u2013a. The

evaluation of proposed technique is done on the origin of following parameters i.e.maximum cross correlation, normalized absolute error and bit error rate based on different images



Input image(a) Existing img(b) Proposed img(c)



Input image(a) Existing img(b) Proposed img(c)

Fig 3 Evaluation of different image fusion

As shown in above figure (a) is the input image and (b) after using pan sharpening with WLS (c) is output image after fuzzy logic with WLS i.e. proposed technique which represent more enhanced results.

The following tables display cross-validation amongst effective strategies along with the planned techniques. Several operation assessment guidelines for digital graphics are employed to establish the actual planned algorithm's final results superior over existing algorithms.

1. Normalized Cross Correlation (NCC):

Normalized cross correlation is employed to evaluate similar among the list of fused impression and also first impression and it is depicted through these equation:

$$NCC = \sum_{i=1}^m \sum_{j=1}^n (A_{ij} - B_{ij})$$

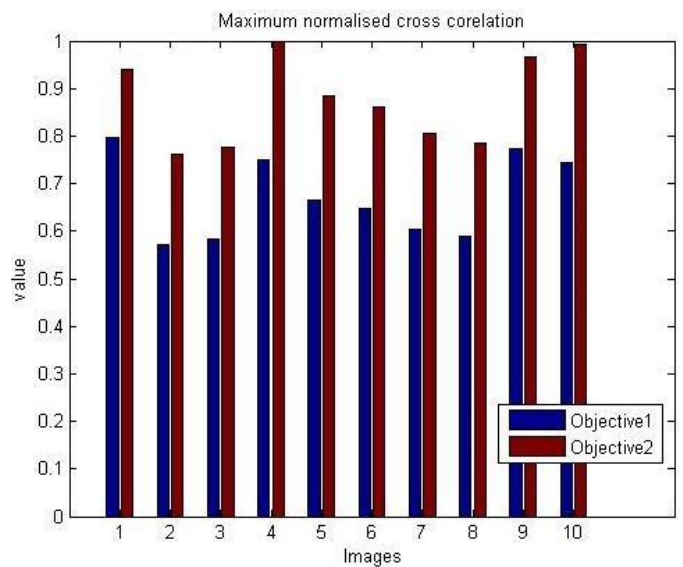


Fig4: Maximum normalized cross correlation

2. Normalised Absolute Error (NAE):

The larger the value of normalized absolute error the image quality degrades .NAE is mathematically represented:

$$NAE = \frac{\sum_{i=1}^m \sum_{j=1}^n (|A_{ij} - B_{ij}|)}{\sum_{i=1}^m \sum_{j=1}^n (A_{ij})}$$

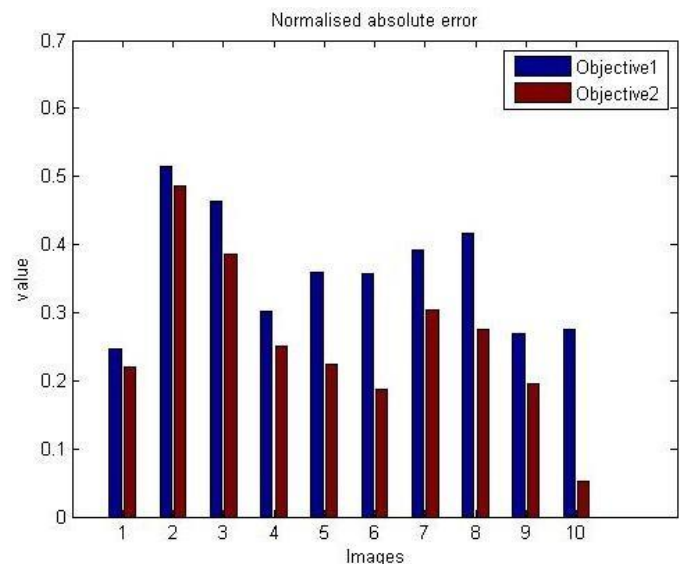


Fig5 : Normalized absolute error

3. Bit Error Rate (BER):

Bit Error Rate provides each error cost for every single pixel The smaller value of bit error charge the greater the standard of image can be.

$$BER=1/PSNR$$

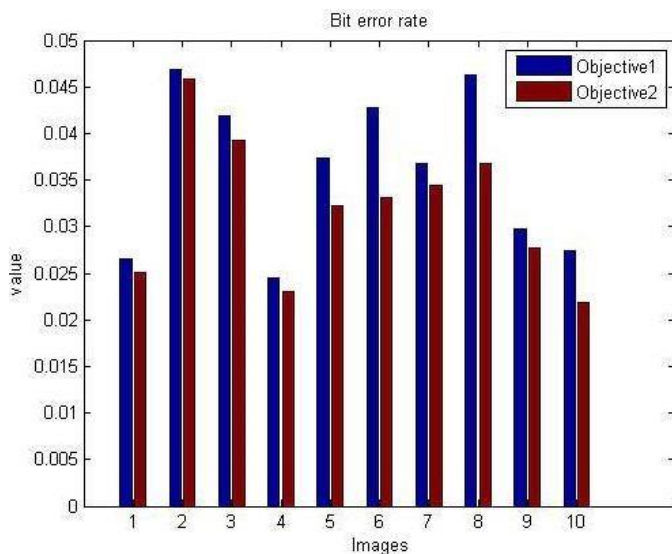


Fig6: Bit error rate

5. CONCLUSION

Image fusion incorporates details out of a lot of illustrations of the same graphic to help reach the beneficial image that's highly suitable for eyesight producing applications. The image combination has grown one of the main pre-processing methods of image processing. Numerous image combination approaches are created in many eyesight methods. A general aim for undertaking combination is usually combining the handy contents out of the variety of illustrations involving similar graphic if you want to take precisely the handy material. Individually distinct cosine remodel dependant strategies are usually highly ideal for image combination and much less difficult around true systems. DCT dependant combination some time may perhaps result appropriate outcomes because of combination method otherwise known as combination artefacts. Consequently to be able to get over this condition an integrated well-known fog removals method "black sales channel before method" to boost the effects additionally and take along with artefacts may be proposed. On the other hand the majority of the DCT structured approaches provides focused entirely on grayscale illustrations or photos thus integration involving PCA and also Fuzzy logic has been specifically done to be able to authenticate the results for color images. A comparing between active approaches just like Fuzzy logic, DCT structured combination, PCA structured combination, DWT structured combination and also proposed method has been specifically done in purchase to help examine the functional advancement from the proposed formula to help authenticate the proposed work. A comparison study executed according to different efficiency assessing variables has revealed the need for the proposed algorithm.

REFERENCES

- [1] A. Soma Sekhar, Dr.M.N.Giri Prasad. "A Novel Approach Of Image Fusion On MR And CT Images Using Wavelet Transforms" IEEE Trans. on Image Proc., pp. 172-176. IEEE, 2011.
- [2] Amutha, Y. AsnathVictyPhamila. "Discrete Cosine Transform based fusion of multi-focus images for visual sensor networks" Elsevier, 2013.
- [3] Aribi, Walid, Ali Khalfallah, Med Salami Bouhleb, and NoomeneElkadri. "Evaluation of image fusion techniques in nuclear medicine." In Sciences of Electronics, Technologies of Information and Telecommunications (SETIT), 2012 6th International Conference on, pp. 875-880. IEEE, 2012.
- [4] Bedi S.S, AgarwalJyoti, AgarwalPankaj, "Image fusion techniques and quality assessment parameters for clinical diagnosis: A Review", International journal of advanced research in computer and communication engineering Vol. (2), issue 2, pp. 1153-1157, February 2013.
- [5] B.K.Shreyamsha Kumar, M. N. S. Swamy, and M. Omair Ahmad. "Multiresolution DCT decomposition for multifocus image fusion " In 26th IEEE Canadian Conference Of Electrical And Computer Engineering (CCECE), 2013.
- [6] Cao, Jian-zhong, Zuo-feng Zhou, Hao Wang, and Wei-hua Liu. "Multifocus Noisy Image Fusion Algorithm Using the Contourlet Transform." In Multimedia Technology (ICMT), 2010 International Conference on, pp. 1-4. IEEE, 2010.
- [7] Desale, RajendaPandit, and Sarita V. Verma. "Study and analysis of PCA, DCT & DWT based image fusion techniques" In Signal Processing Image Processing & Pattern Recognition (ICSIPR), 2013 International Conference on, pp. 66-69. IEEE, 2013.
- [8] GintautasPalubinskas and Peter Reinartz. "Multi-resolution, multi-sensor image fusion: general fusion framework." In Joint Urban Remote Sensing Event, 2011 International Conference on, pp. 313-316. IEEE, 2011.
- [9] Haghghat, Mohammad BagherAkbari, Ali Aghagolzadeh, and HadiSeyedarabi. "Real-time fusion of multi-focus images for visual sensor networks." In Machine Vision and Image Processing (MVIP), 2010 6th Iranian, pp. 1-6. IEEE, 2010.
- [10] HaozhengRen, YihuaLan, and Yong Zhang. "Research of Multi-Focus Image Fusion based on M-band Multi-Wavelet Transformation" In Fourth International Workshop on Advanced Computational Intelligence, 2011 International Conference on, pp. 395-398. IEEE, 2011.

- [11] He, D-C., Li Wang, and MassalabiAmani. "A new technique for multi-resolution image fusion." In Geoscience and Remote Sensing Symposium, 2004.IGARSS'04.Proceedings. 2004 IEEE International, vol. 7, pp. 4901-4904. IEEE, 2004.
- [12] KiranParmar, Rahul Kher. "A Comparative Analysis of Multimodality Medical Image Fusion Methods." In Sixth Asia Modelling Symposium, 2012International Conference on, pp. 93-97. IEEE, 2012.
- [13] Lavanya, A., K. Vani, S. Sanjeevi, and R. S. Kumar, "Image fusion of the multi-sensor lunar image data using wavelet combined transformation." In Recent Trends in Information Technology (ICRTIT), 2011 International Conference on, pp.920-925. IEEE, 3-5 June, 2011.
- [14] Liang, Junping Du, JangMyung Lee, Qian Hu, Zhenhong Zhang, Ming Fang, and Qian Wang. "Multifocus image fusion using local perceived sharpness." In Control and Decision Conference (CCDC), 2013 25th Chinese, pp. 3223-3227. IEEE, 2013.
- [15] Li, Hui, B. S. Manjunath, and Sanjit K. Mitra. "Multisensor image fusion using the wavelet transforms" Graphical models and image processing, vol. 3, pp. 235-245.IEEE, 1997.
- [16] Wang, Zhaobin, Yide Ma, and Jason Gu. "Multi-focus image fusion using PCNN." Pattern Recognition 43.6 (2010): 2003-2016.
- [17] Pan, Han, Gang Xiao, and Zhongliang Jing. "Feature-based image fusion scheme for satellite recognition." Information Fusion (FUSION), 2010 13th Conference on. IEEE, 2010.
- [18] Xiao-Bo, Qu, et al. "Image fusion algorithm based on spatial frequency-motivated pulse coupled neural networks in nonsampled contourlet transform domain." Acta Automatica Sinica 34.12 (2008): 1508-1514.
- [19] Nencini, Filippo, et al. "Remote sensing image fusion using the curvelet transform." Information Fusion 8.2 (2007): 143-156.
- [20] Liu, Zheng, et al. "Concealed weapon detection and visualization in a synthesized image." Pattern analysis and applications 8.4 (2006): 375.
- [21] González-Audícana, María, et al. "Fusion of multispectral and panchromatic images using improved IHS and PCA mergers based on wavelet decomposition." IEEE Transactions on Geoscience and Remote sensing 42.6 (2004): 1291-1299.