

ANALYSIS OF DOUBLE PIPE HEAT EXCHANGER WITH HELICAL FINS

Bandu A.Mule¹, Prof.D.N.Hatkar²,Prof.M.S.Bembde³

¹ME student, Department of Mechanical Engineering, MGM's COE, Nanded, Maharashtra, India.

²Professor, Department of Mechanical Engineering, MGM's COE, Nanded, Maharashtra, India.

³Professor, Department of Mechanical Engineering, TCOE, Nerul, Mumbai, Maharashtra, India.

Abstract – In this present day double pipe heat exchanger is the most common type of heat exchanger widely use in oil refinery and other large chemical processes because it suits high pressure application. To determine the performance of double pipe heat exchanger, the hot fluid has made to flow through inner tubes and cold fluid is flow through the outer tubes. The main objective is to design the DPHE with different angles of fins. & to study the flow and temperature field inside the tubes. Also, attempts were made to investigate the effects and heat transfer characteristics of a DPHE for six different inclination of fins namely 0°, 5°, 10°, 15°, 20° and 25°. The basic geometry of DPHE has made by using CATIA V5 and meshing is generated by using hyper mesh. The flow and temperature field inside the tube have studied using ANSYS FLUENT R18.0. The work determines with better enhancements in heat transfer rate and overall heat transfer coefficient using helical fins.

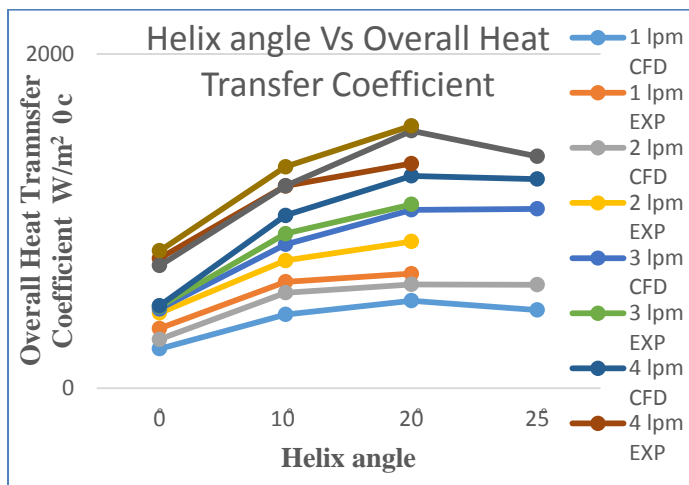
Key Words: Helical fins, overall heat transfer coefficient, heat transfer rate, mass flow rate, CFD.

1. INTRODUCTION

The heat exchanger is a device used to transfer the heat from the hot fluid to cold fluid with maximum rate and minimum investment. The heat exchanger is an important device in various thermal systems for e.g. condenser and evaporator in refrigeration systems, boiler & condenser in steam power plants etc. The heat exchanger has wide variety of industrial applications such as process industries, chemical industries, food industries etc. Now there is need of the compact heat exchangers to give required heat transfer rate with minimum space requirement. The helical fins on the inner tube increase the area available for the heat transfer and the helical fins on inner tube increases the turbulence. With helical fins at larger pitch, the efficiency of the heat transfer enhancement however is rather low when the total length of heat exchanger is fixed. At high Reynolds number, pressure drop will increase sharply if the helical pitch decreases. Due to this reason the heat transfer enhancement with helical fins is more suitable at low Reynolds number. The worldwide researchers are making hard efforts to find out suitable alternatives for heat exchangers with different geometry and varying parameters which effects on performance of heat exchanger. Now days helix fins has became blessings for

researchers. Balarama Kundu et al. [1] had experimentation on beneficial design of shell and tube heat exchangers for attachment of longitudinal fins with trapezoidal profile. In this experimentation, the rectangular and trapezoidal fin shapes longitudinally attached to the fin tubes. The results show that the heat transfer rate was lesser than the rectangular cross section keeping the outer shell diameter is a constant along with all other constraints of a heat exchanger. N. Sathiya Narayanan et al. [2] had done modelling and simulation of helical fluid flow through double start screw type heat exchanger. In this experimentation efficient heat transfer is achieved by increasing the area of heat transfer by providing fin arrangement. The result shows that an efficient heat transfer is achieved as heat transfer coefficient is more. Shewale omkar M et.al. [3] have performed experimental investigation of double pipe heat exchanger with helical fins on the inner rotating tube. In this analysis the Nusselt Number obtained from the experimental results are higher than that of theoretical values obtained from Dittus-Boelter equation. The helical fins over the inner tube results into the increase in the heat transfer area and reduction in the hydraulic diameter of the flow channel. The result shows that the Nusselt number for the inner tube with helical fins is 4 times higher than that of the plain inner tube for stationary condition. The Nusselt number at the speed 50 rpm and 100 rpm are 36 % and 64% more than that of stationary inner tube. Vinous M Hameed et al. [4] have carried out an experimental study of turbulent flow heat transfer and pressure loss in a double pipe heat exchanger with triangular fins. The working fluids were air flowing in the annular pipe and water through the inner circular tube. The results shows that the heat dissipation 3.815 to 5.405times than that of smooth tube. . In the lowest space the average increment in nusselt number is about 98% over the smooth tube heat exchanger. Yu et al. [5] performed to compute the heat transfer and pressure drop characteristics of tubes with internal wave-like longitudinal fins. They conducted two cases for this work were carefully examined, using air as a working fluid. For the tube of type A, since the inner channel of the insertion is not blocked, its flow cross-section area only differs mildly from that without the insertion. While for the tube of type B the cross-section of the inner tube is totally blocked. The wave-like fins are within the annulus and span its full width. There are total 20 waves. The outer tube was electrically heated. Pressure taps were no

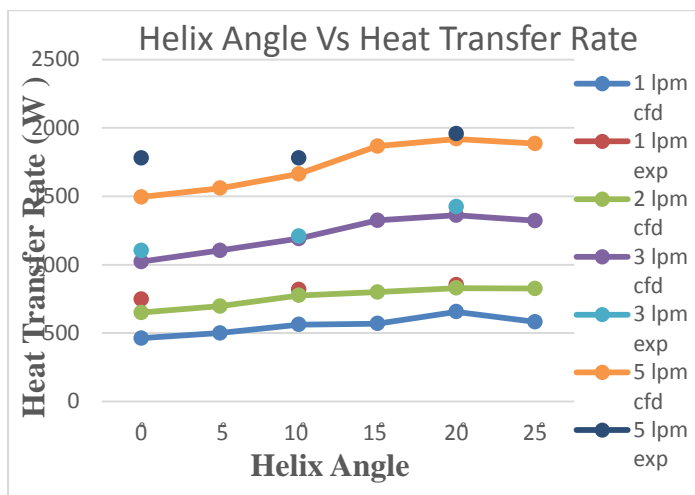
5.1 Effect on overall heat transfer coefficient



Graph 5.1 Helix angle Vs Overall Heat Transfer Coefficient (U)

From CFD analysis, it shows that the mass flow rate increases then overall heat transfer coefficient increases. The graph shows the effect of helix angle on overall heat transfer coefficient for five flow rate

5.2 Effect on heat transfer rate



Graph 5.2 Helix angle Vs Heat Transfer Rate (Q)

From CFD analysis, it shows that the mass flow rate increases then heat transfer rate increases. The graph shows the effect of helix angle on heat transfer rate for five flow rate. From CFD analysis of different helix angle of fins it is found that increase in helix angle then increases the overall heat transfer coefficient. Also, the mass flow rate increases the values of U.

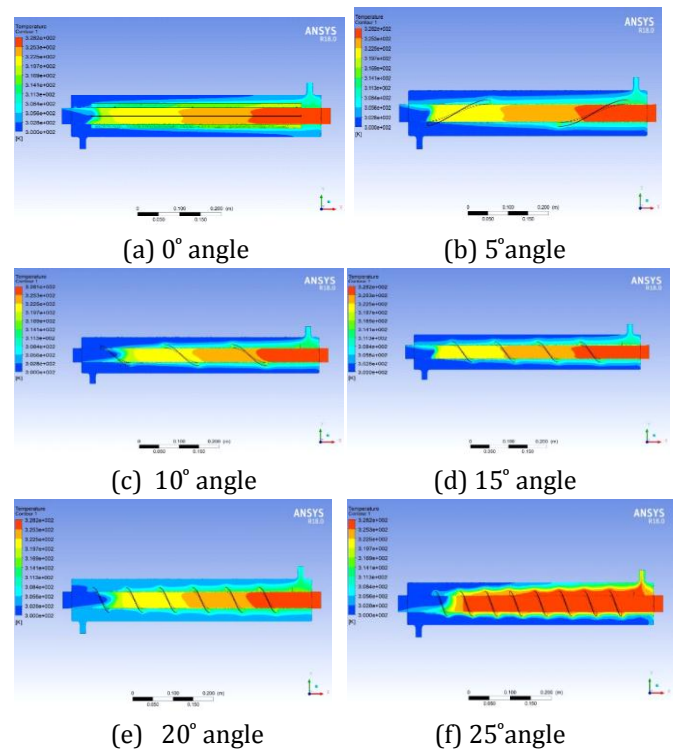


Fig.5.3 Temperature distribution diagrams

The figure 5.3 shows the temperature distribution diagrams for different helix angles explained in above graph (0°, 5°, 10°, 15°, and 20° and 25°). Diagrams are for the first reading of each helix angle. As hot flow rate is constant throughout and cold flow rate is varied from 1 LPM to 5 LPM.

6. Conclusions

Analysis of different helix angles of fins for a double pipe heat exchanger with the help of ANSYS FLUENT R18.0 is studied. From those angles experimental study on three angles (0°, 10°, 20°) is performed. The thermal performance parameter overall heat transfer coefficient has been determined. Some of main conclusions of the present work are noted below.

1. From CFD analysis it is observed that increase in heat transfer rate (1494.75 W to 1920.05 W) and overall heat transfer coefficient (734.58 W/m² °C to 1570.46 W/m² °C) for 0° to 20° and above the 20 angle (1886.24 W) it decreases
2. From CFD analysis it is observed that increase in helix fins gives promising enhancement in heat transfer rate.
3. Experiment were conducted for the same flow rate and inlet conditions it shows that heat transfer rate increase from 0° to 20°.

4. From these analysis it indicates that heat transfer rate is better for 20° helical fins in double pipe heat exchanger.

FUTURE SCOPE

The conventional method used for the design and development of double pipe heat exchanger are expensive. CFD provide alternative to cost effectiveness speedy solution to DPHE design and optimization. The extension of this work can be done by using Computational Fluid Dynamics (CFD) analysis for knowing heat transfer rate over the helical fins in DPHE.

REFERENCES

- [1] **Balaram Kundu** et.al. "Beneficial design of shell and tube heat exchangers for attachment of longitudinal fins with trapezoidal profile." *Engineering science and Technology, an International Journal* 18 (2015) 336e-350.
- [2]. N. Sathiya Narayanan et al. "Modelling and simulation of helical fluid flow through double start screw type heat exchanger." *Thermal Science* (2011) vol.15, Pp. 183-194.
- [3]" Shewale omkar M et.al. "Experimental investigation of double pipe heat exchanger with helical fins on the inner rotating tube". *Elsevier journal case studies in Thermal Engineering* 5 (2015) 48–58.
- [4] Vinous M Hameed et al. " Experimental study of turbulent flow heat transfer and pressure loss in a double pipe heat exchanger with triangular fins " *International journal of energy and environment* (2015) vol.7 pp.149-158 .
- [5] Yu B, Tao W. Q, et.al "Pressure Drop and Heat Transfer Characteristics of Turbulent Flow in Annular Tubes with Internal Wave-Like longitudinal Fins." *Heat and Mass Transfer, Vol.4, pp.643-651.*
- [6] Sameer H. Ameen, Deyaa Mohammed N. Mahmood et.al. "Experimental and Numerical Investigation for Structural and Thermal Characteristics of Externally Finned Double Pipe Heat Exchanger. " *International Journal of Application or Innovation in Engineering and Management, vol.3, Issue 4, April 2014.*
- [7]. M. Sheikholeslami, M. Jafaryar, F. Farkhadnia, D.D. Ganji, M. Gorji-Bandpy, "Thermal management of double pipe air to water heat exchanger", *Energy and Buildings* (2014), enbuild.2014.11.076.
- [8] Dong H. Lee, Jin M. Jung, Jong H. Ha, Young I. Cho, "Improvement of Heat Transfer with Perforated Circular Holes in Finned Tubes of Air Cooled Heat Exchanger", *International Communications in Heat and Mass Transfer, Vol.39, pp.161–166, 2012*
- [9] Z. Iqbal*, K.S. Syed, M. Ishaq, "Optimal fin shape in finned double pipe with fully developed laminar flow", *Centre for Advanced Studies in Pure and Applied Mathematics (CASPM), Bahauddin Zakariya University, Multan 60800, Pakistan, Applied Thermal Engineering* 51 (2013) 1202e1223.
- [10] Mayank Bhola, Vinod Kumar, Dr. Satyendra Singh, "Heat Transfer Enhancement in Concentric Tube Heat Exchanger in ANSYS FLUENT", *International Journal of Engineering Research & Technology (IJERT) ISSN: 2278-0181 IJERTV4IS040092* (This work is licensed under a Creative Commons Attribution 4.0 International License.) Vol. 4 Issue 04, April-2015.
- [11] Shuai and Chang et.al." Three-dimensional numerical simulation on integral pin- fin tube heat exchanger using fluent software." *International Communications in Heat and Mass Transfer, Vol.49, pp.161–166, 2012.*
- [12] Mon and Gross et.al. "Numerical analysis of pressure drop and heat transfer characteristics on the air side of the circular -finned tube heat exchangers." *Elsevier journal case studies in Thermal Engineering* 5 (2011) 48–58.
- [13] Kanade Rahul H et.al, "Heat transfer enhancement in a double pipe heat exchanger using CFD", *International research journal of engineering and technology* (2015) volume 2, Issue 9.
- [14] Snehal S. Pachegaonkar, Santosh G. Taji, Narayan Sane. "Performance Analysis of Double Pipe Heat Exchanger with Annular Twisted Tape Insert", *International Journal of Engineering and Advanced Technology* (2014) Volume-3, Issue-3.
- [16] Angela Ourivio Nieckele, Francisco Eduardo Mourão Saboya, "Turbulent Heat Transfer and Pressure Drop in Pinned Annular Regions", *J. Braz. Soc. Mech. Sci. vol.22 n.1 Rio de Janeiro 2000.*
- [17]. Rennie, T.J. and Raghavan, V.G.S., 2006, Numerical studies of a double pipe helical heat exchanger. *Appl Thermal Eng*, 26, 1266–1273.
- [18]. Vimal Kumar, Burhanuddin Faizee, Monisha Mridha, K.D.P. Nigam, 2007, Numerical studies of a tube-in-tube helically coiled heat exchanger, *Chemical Engineering and Processing*, 47, 2287–2295.
- [19]. J.S. Jayakumar, S.M. Mahajani, J.C. Mandal, P.K. Vijayan, and Rohidas Bhoi, 2008, Experimental and CFD estimation of heat transfer in helically coiled heat exchangers, *Chemical Engg Research and Design*, 221-232.
- [20]. Rahul Kharat, Nitin Bhardwaj, R.S. Jha, 2009, Development of heat transfer coefficient correlation for

concentric helical coil heat exchanger, International Journal of Thermal Sciences, 48, 2300–2308.

[21].N. Ghorbani a, H. Taherian b, M. Gorji c, H. Mirgolbabaei d, 2010, Experimental study of mixed convection heat transfer in vertical helically coiled tube heat exchangers , Experimental Thermal and Fluid Science 34, 900–905.

[22].J. S. Jayakumar, Helically Coiled Heat Exchangers, Heat Exchangers – Basics Design Applications, 12.

[23]. Rajput R.K., 2011, Heat and Mass Transfer, S. Chand & Company ltd., pp.563, chap.10