

Smart Home System Using Service Robot and Wireless Sensor Network

¹ Vrushali K. Jadhav, ² Prof. R. G. Dabhade

¹Student, Department of E&TC SNDCOERC Yeola, Maharashtra, India

² Professor, Department of E&TC SNDCOERC Yeola, Maharashtra, India

Abstract -Engineering has always tried to develop tools and techniques for smart home systems. Meanwhile, researchers are constantly looking to find very powerful and effective techniques for smart home system. The robotics and WSN have recently become more and more popular as general way in smart home system. Wireless sensor networks (WSNs) for smart home system can provide the data collection necessary after an event such as gas leakage or smoke detection or any command given by user. Technical challenges affecting deployment of such a network include ensuring power is maintained at the sensor nodes, reducing cost such as installation, maintenance and collect the data using wireless sensor network. Fast development in the field of robotics, robots are commonly use for domestic purpose. This paper gives the idea for design and implementation of a new smart home system with a robot and WSN. The sensor nodes are installed in the house to detect different parameters like gas leakage, smoke and temperature and send detection messages to the robot. The robot can go to that area and take appropriate action.

Key words: Wireless Sensor Networks (WSN), Robot, Smart Home, GSM etc....

1. INTRODUCTION

The performances of home automation systems and indoor security systems are rapidly improving with the development of wireless communication technology.

A smart environment means a physical world that interconnected through a continuous network extremely and invisibly with sensors, actuators and the units used for computation purpose, embedded coherently in the everyday objects of our lives. A smart home is a residence in which we use computational unit to computing and information techniques apply to expect and respond to the user needs and can be used to improve the everyday life at home. In smart home system applications for smart homes can be found in following types: entertainment, prosperity, environment, security, communication, and appliances.

Wireless Sensor Networks (WSNs) and robotics have become an attractive technology for the researchers to develop a smart home system. A WSN is a system that consists of a distributed sensor nodes which sense the respective parameters and interconnected by wireless communication system.

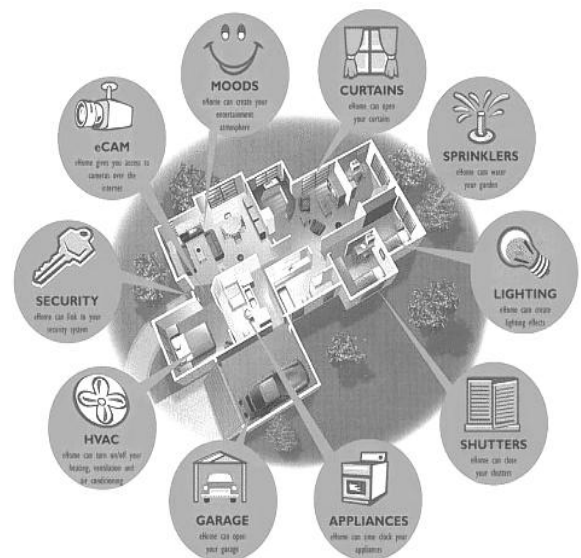


Fig 1.1 Smart Home

Following factors are considered to realize the WSN for smart home:

1) Wireless technologies

Various wireless technologies are available in the market. With those technologies the rapid development of the WSN becomes practicable. The wireless technologies such as Bluetooth, IR (infrared), RF (radio frequency), ZigBee, Wi-Fi, UWB, WLAN, and NFC are commonly used.

2) Microcontroller

Microcontrollers consist of a CPU, timers, UARTs, I/O, program memory, data memory and other features to reduce system component count. Usually include standard buses for communicating with other IC's. The robot used for household task. In future human desires to get free of household duties and every home

will require at least use one or more than one robot. It would be possible.

3) Robots

Robots are manufactured to perform daily life house duties. Robots are used for security purposes like door open and close, alert on any emergency etc. Robots are programmed to perform predefined tasks. Even harder tasks can be performed by robots with additional hardware. The growth of research in the field of robotics can be used in daily life tasks.

This paper observes the possibility of embedding WSN and robot into a smart home system. There are two steps in the integration of WSN and robotic systems for a smart home. The first step is that robots can be considered as mobile nodes that collect information from static nodes. Second, the WSN can be considered as an extension of the sensorial capabilities of the robots and it can provide a smart environment for the robots.

2. SYSTEM ARCHITECTURE

The architecture of the system is visualized in figure 2.1. Main blocks involved: the sensors, the WSN system, Camera, and the Robot.

Sensors: S1- Temperature sensor, S2- LPG Gas sensor, S3- Smoke sensor,

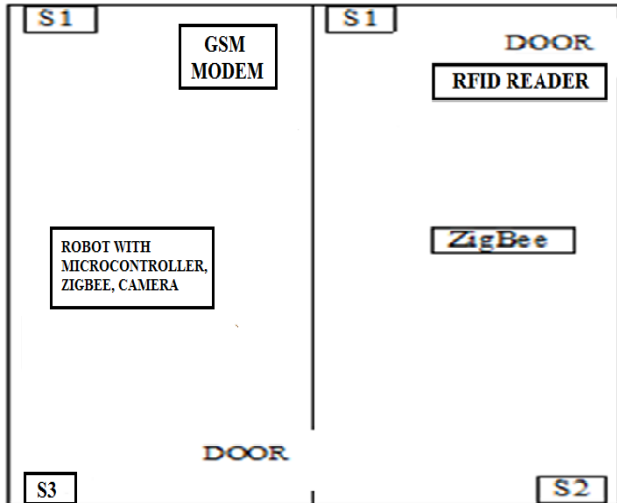


Fig- 2.1 System Architecture

The WSN system provides means to store information, monitor the sensors placed in a smart home, send tasks of the user and monitor the tasks execution by the robot.

The smart home system consists of two working modes:

1) Autonomous Mode

Each room under monitoring deploys several fixed sensors, which are responsible for day-to-day information collection and reporting an alarm when something emergency happens. The home server

analyzes the site information and gives the data to the user for making decisions. When the accident occurs, the robots take the appropriate action.

A camera is used to provide a view of the smart home. The camera may cover a part of the room. Cameras are turned off in normal conditions to reduce unnecessary power consumption. At the time of the event or accident, the camera nodes focus on the position of the accident and send the pictures to the security cabin. GSM MODEM is used to send the SMS to the owner in an emergency case.

2) User Control Mode

Users can control the robot by PC and perform the operation told by the user. RFID reader is used to provide the service for door open system in user mode.

3. PROPOSED HARDWARE DESIGN

The hardware system is divided into 6 parts. There are a microcontroller ATMEGA328, sensors like temperature sensor, smoke sensor and LPG gas sensor, robot, GSM Modem, ZigBee module and camera. The microcontroller ATMEGA328 is used for monitoring and controlling actions. It is used to read the measurement value of the sensor, write an input to control the stepper motor and LED module, analog-digital converter and serial communication for the flow of value from the sensor. The microcontroller gets the analog voltage signal from the sensor and converts it to a digital signal. After the microcontroller receives the digital signal, the microcontroller sends the value from the sensor to the robot via wireless connection.

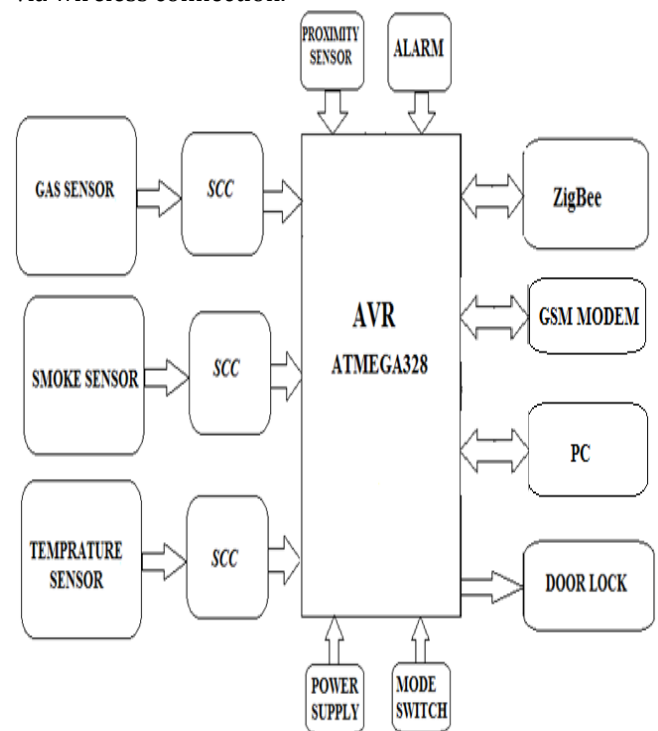


Fig -3.1 Sensor Network for Smart Home System

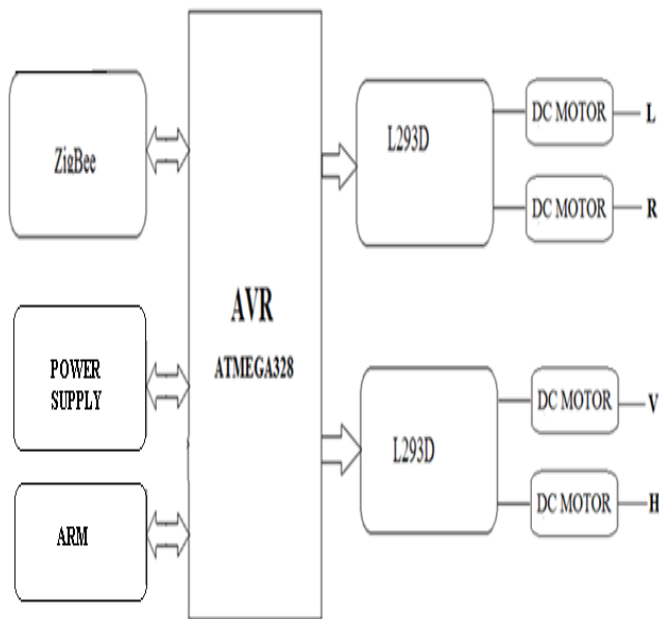


Fig - 3.2 Robot Architecture

3.1 Sensors

Low cost sensors are used to sense the parameters to reduce the cost of the system. Using ZigBee module data of all sensors are collected and send for the further process.

1. Temperature Sensor (LM35):

The LM35 is a integrated-circuit temperature sensors. Output voltage of LM35 is linearly proportional to the Celsius temperature. The advantage of LM35 over linear temperature sensors calibrated in ° Kelvin, there is no need to subtract a constant voltage from its output to get convenient (Centigrade) Celsius scaling.

The temperature sensor (LM35) do not need any external calibrator unit or trimming to provide typical accuracies of $\pm 1/4^{\circ}\text{C}$ at room temperature and $\pm 3/4^{\circ}\text{C}$ over a full -55 to $+150^{\circ}\text{C}$ temperature range. The cost of LM35 is low and it is well calibrated.

2. Smoke Sensor (MQ-2):

MQ - 2 is a combustibile gas and smoke sensor, use to detect the concentrations of combustibile gas or smoke in the air and outputs its reading as an analog voltage.

3. LPG Gas Sensor (MQ-6):

MQ-6 is a gas sensor use to detect liquefied petroleum gas (LPG). It also detects propane and butane concentrations in the air. The range of gas concentrations in the air are detected by MQ-6 is from 200 to 10000ppm.

High sensitivity and fast response time are the advantages of MQ-6. The output of sensor is an analog

resistance. It is a simple circuit; it requires power the heater coil with 5V, adding a load resistance in it, and then connect the output to an ADC.

4. Proximity Sensors:

Without any physical contact proximity sensor can detect the presence of nearby objects.

A proximity sensor frequently outsends an electromagnetic field or a beam of electromagnetic radiation, and waiting for changes in the field or the signal which is return by sensor. The target of proximity sensor is an object, which is detected from predefined range.

“Nominal range” is defined as the maximum distance that the sensor can detect. Proximity sensors are reliable and their functional life is long because of the no mechanical parts are use and no physical contact between sensor and the sensed object.

3.2 WSN System:

Wireless Sensor Network is used to create a smart environment. The wireless sensor nodes are embedded into smart home, and they can communicate with each other. The implementation of the system using WSN has some benefits, like high sensing capability, processing capability, distributed processing capacity; this system consists of various nodes on which sensors are connected.

1. ZigBee:

ZigBee is based on an IEEE 802.15.4 standard. ZigBee is used to create personal area network though its low power consumption limits transmission distance to 10-100 meters line-of-sight. The specifications of Zigbee are suit for high level communication protocol.

2. GSM MODEM (SIM 900):

SIM900 is a GSM Quad-band modem, which having a frequency of 850/900/1800/1900MHz and which can be access the Internet and also used for oral communication (It provides the connection for a microphone and a loud speaker) and for SMS. The size of GSM modem is 0.94 inches x 0.94 inches x 0.12 inches with L-shaped contacts. Phone communication and data communication can control by the processor.

3.3 Robot for Smart Home System:

Robotics is an attractive technology for smart home system. The devices mounted on the robot are: a Camera, GSM modem, ZigBee Module. Researchers are beginning to use robots with cameras to monitor indoor environments. The cameras mounted on the robots can be moved to more locations to take photos with different angles. Camera used to send the pictures to the user if any emergency occurs.

3.4 Microcontroller (ATMEGA328):

The Atmega 328 / 328P are 8-bit CMOS microcontroller having low-power and based on the AVR enhanced RISC architecture. It executes instructions in a single clock cycle, the ATmega328 achieves throughputs approaching 1 MIPS per MHz, which is used to designed optimize power consumption versus processing speed.

4. RESULTS

KEY PRESSED	CHARACTER SEND OVER ZIGBEE	OPERATION	KEY PRESSED	CHARACTER SEND OVER ZIGBEE	OPERATION
P	P	PICK OBJECT	↑	F	FORWARD MOTION
L	L	LIFT OBJECT	↓	D	REVERSE MOTION
X	X	LIFT OFF OBJECT	←	L	LEFT MOTION
S	S	RELEASE OBJECT	→	R	RIGHT MOTION

SENSOR S	CONDITIONS (if)	OPERATION	SENSORS	CONDITIONS (if)	OPERATION
LM-35	T < 35°C	FAN OFF	MQ-2	S < 1500 ppm	WATER SPRINKLER OFF
	T ≥ 35°C	FAN ON		S > 1500 ppm	WATER SPRINKLER ON
MQ-6	L < 1000 ppm	LPG VALVE ON	VALID RFID	ANY EMERGENCY	DOOR OPEN
	L > 1000 ppm	LPG VALVE OFF			

5. CONCLUSIONS

The objective of this paper is to show the usability of the robots in our daily lives by constructing the smart environment for the robots using WSN. This try is expected to enable humans to concentrate on the tasks by liberating ourselves from unpleasant daily chores with the help of robots. This system is able to provide solutions for complex task in smart home system.

We have presented the design and implementation of a smart home system with a Robotics and WSN. In this paper we depict the architecture and implementation of a smart home with WSN and robot, in which the home server acts as an intelligent collaborator between our robot and the environment. The system has successfully overcome quite a few drawbacks of the existing systems by reducing the complexity of circuit, power consumption, and maintenance, same time providing a flexible and precise form of maintaining the environment.

REFERENCES

- [1] Wang Huiyong, Wang Jingyang, Huang Min, Building a Smart Home System with WSN and Service Robot, 2013 Fifth Conference on Measuring Technology and Mechatronics Automation, IEEE Computer Society.
- [2] Soares, S.G., Tak a o, T.B., da Rocha, A., Ara u jo, R.A.M., and Barbosa, T.A.: Building Distributed Soft Sensors, International Journal of Computer Information Systems and Industrial Management Applications, 2011, 3, pp. 202-209.
- [3] Sharma, U., and Reddy, S.: Design of Home/Office Automation using Wireless Sensor Network, International Journal of Computer Applications, 2012, 43(22), pp. 46-52
- [4] Wilson, V. Bhargava, A. Redfern, P. Wright, "A Wireless Sensor Network and Incident Command Interface for Urban Firefighting. Mobile and Ubiquitous Systems," Networking & Services, Volume 00. 2007: IEEE Computer Society Washington, DC, USA.
- [5] S. Coradeschi and A. Saffiotti, "Symbiotic robotic systems: Humans, robots, and smart environments," IEEE Intelligent Systems, vol.21, no.3, pp. 82-84, 2006.
- [6] VaidyanathanRamadurai, Mihail L. Sichitiu. : Localization in WirelessSensor Networks: A Probabilistic Approach, Proceedings of the 2003 International Conference on Wireless Networks, 2003, pp.275-281.
- [7] J. Wilson, V. Bhargava, A. Redfern, P. Wright, "A Wireless Sensor Network and Incident Command Interface for Urban Firefighting. Mobile and Ubiquitous Systems," Networking & Services,

Volume 00. 2007: IEEE Computer Society
Washington, DC, USA.

- [8] LI Li, LIU Yuan-an, TANG Bi-hua: SNMS: an intelligent transportation system network architecture based on WSN and P2P network," The Journal of China universities of posts and telecommunications, 2007, 14(1) pp. 65-70.
- [9] R. Szewczyk, A. Mainwaring, J. Polastre, D. Culler. :An analysis of a large scale habitat monitoring application, Proceedings of the Second ACM conference on Embedded Networked Sensor Systems (SenSys), 2004, pp.214-226.
- [10] Burrell, J., Brooke, T., and Beckwith, R.: Vineyard computing: Sensor networks in agricultural production, Pervasive Computing, IEEE, 2004, 3(1), pp. 38-45.