

# Waste Management Practices in Gadhinglaj (Survey Analysis)

<sup>1</sup>Parag S. Dawane , <sup>2</sup>Prof. Sagar M. Gawande

<sup>1</sup> P.G. Scholar, Civil Engineering Department, Anantrao Pawar College Of Engineering & Research Pune, Parvati, Maharashtra. India

<sup>2</sup> Professor, Civil Engineering Department, Anantrao Pawar College Of Engineering & Research Pune, Parvati, Maharashtra. India

\*\*\*

**Abstract** - Based on the analysis of the general waste problems to people, we have conducted this questionnaire survey in the city. During the survey our volunteers hang around various parts of city conduct this survey by physical asking these questions to the people. The information regarding solid waste generation, collection, method of disposal, storage practices, composition of waste, & pollution problems are studied well & important observations are made. Total 250 forms are circulated & feedback, suggestions of people is recorded. Some primary observations are recorded are interpreted in the paper.

**Key Words:** Waste feedback, SWM, Waste management, Collection, Disposal.

## 1. INTRODUCTION

Solid wastes are those organic and inorganic waste materials produced by various activities of the society, which have lost their value to the first user. Improper disposal of solid wastes pollutes all the vital components of the living environment (i.e., air, land and water) at local and global levels. Looking to the pathetic situation of solid waste management practices being adopted by the Urban Local Bodies in the country due to various reasons and having no action plan to solve the problem in future, Problems associated with the urban low income group are much complicated than those of rural counterparts as many factors like, overcrowding, neighborhood pollution unsanitary condition and poor services effect them to much greater degree. The urban poor remain largely excluded from the benefits of growth and development because they lack productive assets, there has been no major effort to create community awareness either about the likely perils due to poor waste management In this study focus is given to the actual condition at the user end, what kind of problems people face during handling the waste which will enable us to provide appropriate suggestions, for their own development

enabling them to improve their living condition, the environment and to create healthy environment. In Addition to this, it aims to achieve the Genuine feedback of current waste management in the Gadhinglaj city.

In this connection, based on the analysis of the general urban waste problems we have conducted this questionnaire survey in the city. During the survey our volunteers hang around various parts of city conduct this survey by physical asking these questions to the people. Total 250 forms are circulated & feedback, suggestions of people is recorded. Some primary observations are recorded are interpreted in the paper

## 2. METHODOLOGY

The method to execute this work is based on feedback form (Provided in Annexure-I). During the survey our volunteers hang around various parts of city conduct this survey by physical asking these questions to the people. Total 250 forms are circulated & feedback, suggestions of people is recorded. Some primary observations are recorded are interpreted in the paper. The interpretation is based on the percentage obtained through total survey forms.

## 3. RESULT & DISCUSSION

**Chart -1:** Name of the chart

### ➤ Generation:

Among total population the 43% of population is generates around 1-2 kg per day waste. This is more than the average per household generation of waste. Also 46% of house hold generates 0-0.5 kg/day of waste in their house. It is observed that the generation of hotel & commercial store is considerable. & this waste is also depends on Municipal council for its disposal, & there is no separate collection facility for such waste. Also it is found in our survey the around 60% households using market facility 1-2 times in a week.

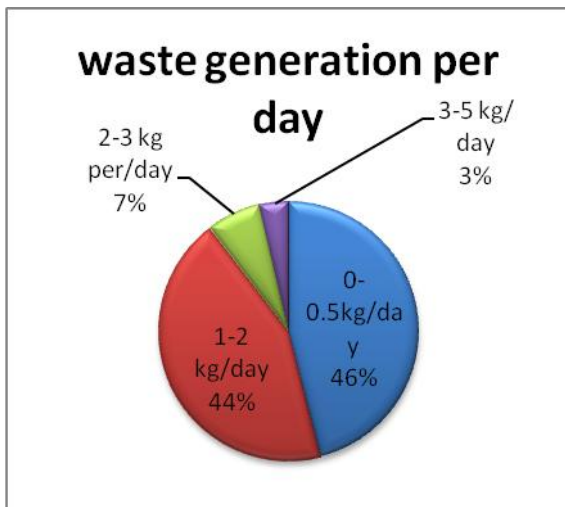
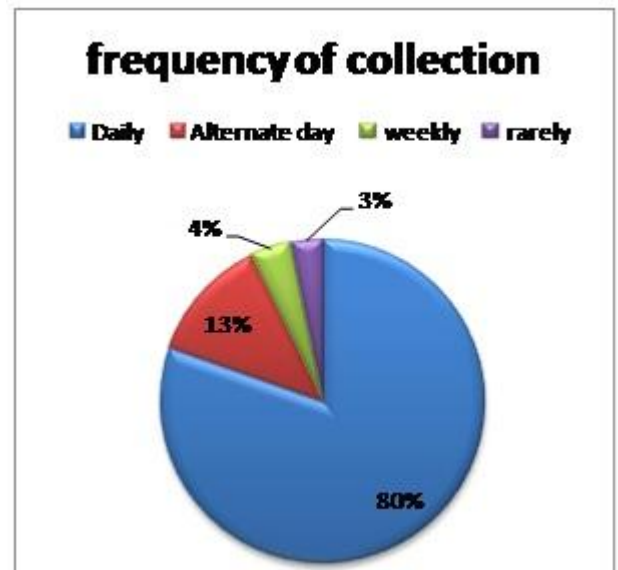
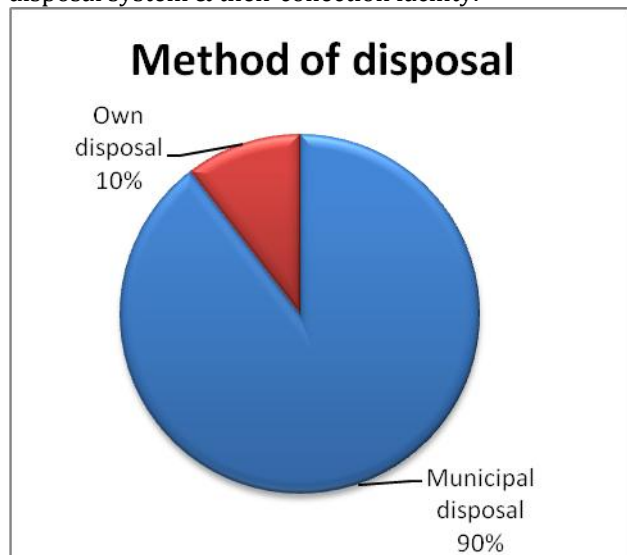


Chart-1: waste generation per day.



➤ **Method of disposal:**

Gadhinglaj is developing city & it is at its peak growth since last few years. Though the city has started to crowded with the apartment there are individual bungalow & houses, Some of these individual bungalows & houses Has their own disposal system, As per our survey the 10 % from the households has their own traditional waste disposal system at their backyard. It is also need to mention the 90% households are depends on municipal disposal system & their collection facility.

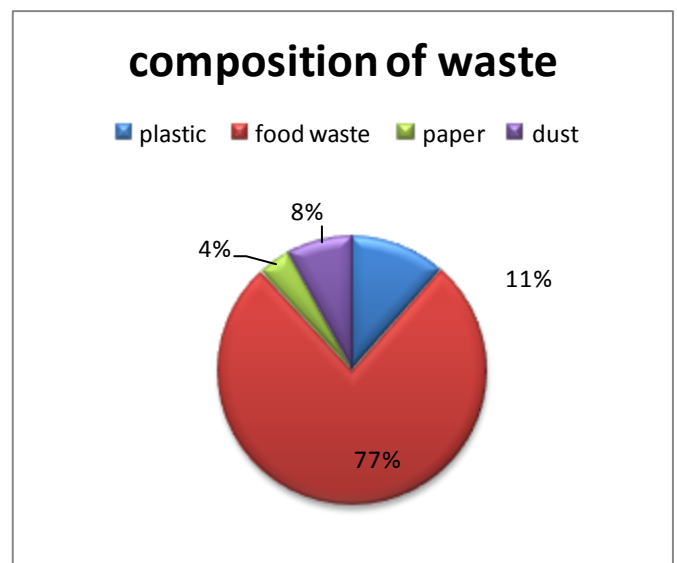


➤ **Waste collection frequency:**

It seems that regular collection of waste is carries out by the municipal council, Almost 80% area is getting daily collection frequency of waste & around 10% area is under alternate day collection facility whereas most of the collection is not separated for Biodegradable & non biodegradable

➤ **Waste composition :**

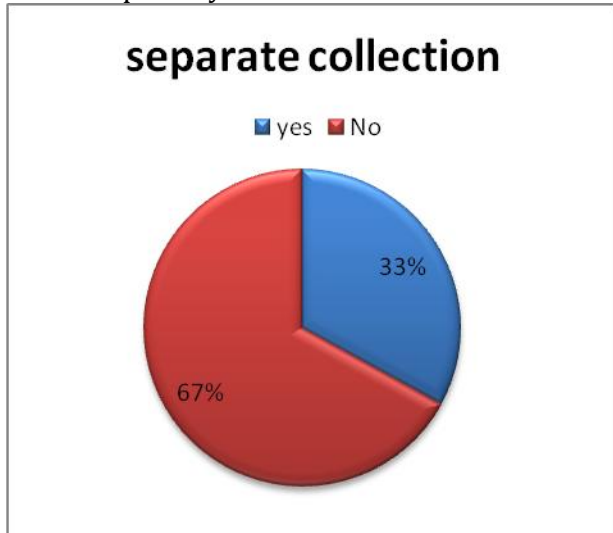
The domestic waste from the city is more over organic. It has been observed through this survey that 77.4 % waste generated at domestic waste is part of food waste only. & the rest of part like plastic, paper, dust accumulating 11.6%, 4% & 8% respectively. The organic waste from the city indicates that this waste generates the opportunity of composting.



➤ **Separate storage of waste:**

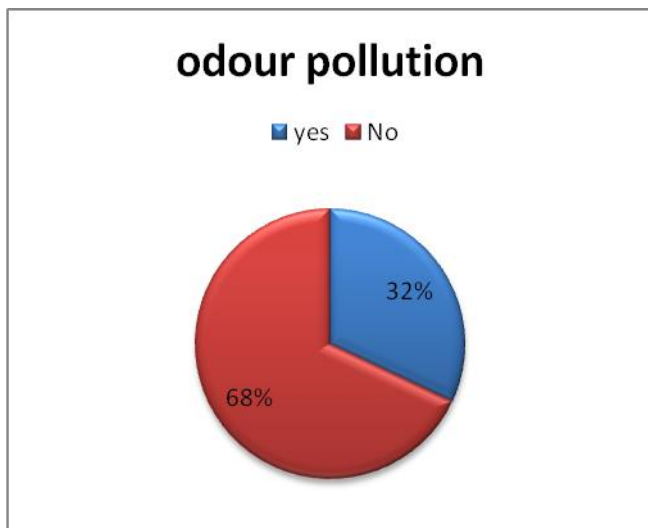
It has found that 67% of households don't store waste separately in any category, whereas 33% of

people store their waste separately in dry & wet dustbins. It is observed that there is no awareness among people about separate storage of waste & its use in disposal system



➤ **Odour pollution:**

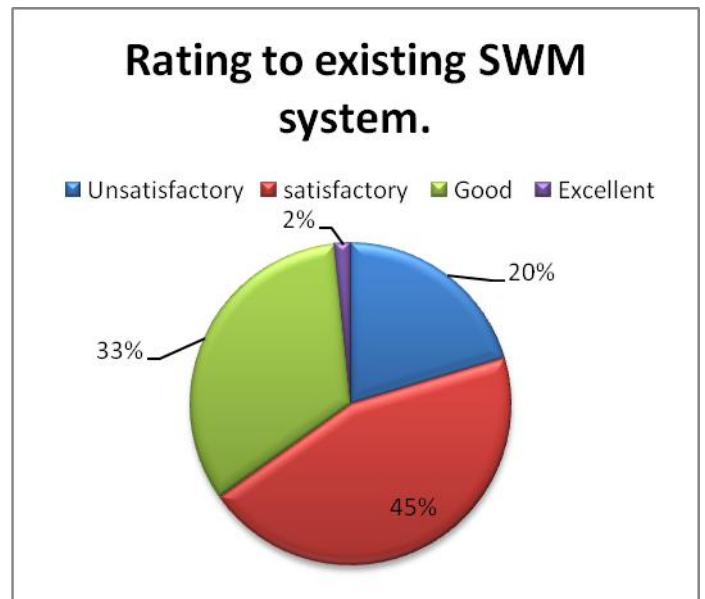
The areas which are having slums & leather manufacturing are suspected from odour pollution. About 32 % of area is facing some odour pollution in their areas. This problem is more significant during rainy seasons



➤ **Rating to the existing system:**

45 % of people rate the system as satisfactory whereas 30% of them rate it as a good system.

Still 20 % are still not satisfied with the current disposal system.



**3. CONCLUSIONS**

Problems associated with the urban low income group are much complicated than those of rural counterparts as many factors like, overcrowding, neighborhood pollution unsanitary condition and poor services effect them to much greater degree, In this feedback survey we found that Among total population the 43% of population is generates around 1-2 kg per day waste, This is more than the average per household generation of waste. 10 % from the households has their own traditional waste disposal system at their backyard. It is also need to mention the 90% households are depends on municipal disposal system & their collection facility. Almost 80% area is getting daily collection frequency of waste & around 10% area is under alternate day collection facility whereas most of the collection is not separated for Biodegradable & non biodegradable. It has been observed through this survey that 77.4 % waste generated at domestic waste is part of food waste only. & the rest of part like plastic, paper, dust accumulating 11.6%, 4% & 8% respectively. It is observed that there is no awareness among people about separate storage of waste & its use in disposal system. 45 % of people rate the system as satisfactory whereas 30% of them rate it as a good system. Still 20 % are still not satisfied with the current disposal system. Also some people facing odour pollution in their areas. This problem is more significant during rainy seasons.

**ACKNOWLEDGEMENT**

The authors are thankful to Dr. S.B. Thakare for his valuable guidance, Authors are thankful to Dr. A.D. shinde institute of technology for their laboratory facilities.

## REFERENCES

- [1] Community Participation In Solid Waste Management in patan integrated pilot project of patan conservation and development program case :solid waste management in subahal tole prepared for urban waste expertise programme waste august 1996 Kathmandu, nepal
- [2] Manual on "Municipal Solid Waste Management" by the Ministry of Urban Development, Government of India, during February, 1998(Expert Committee panel)
- [3] Municipal Solid Waste Management in India: Present Practices and Future Challenge, By Sunil Kumar, sunil\_neeri@yahoo.co.in / sunil\_neeri@iitb.ac.in 15 August 2005
- [4] Existing Situation Of Solid Waste Management In Pune City, India , By Mane T.T.1 And HinganeHemalata N.2 1Department Of Botany, BaburaojiGholap College, Sangvi, Pune, MS, INDIA 2Shree VinayEngg. Services Pvt. Ltd. Working Site Tata Motors Pvt. Ltd. Pimpri Pune, MS, India.
- [5] Characterization and management of municipal solid waste: a case study of Varanasi city, India RajaniSrivastava\*,Vijai Krishna and IshanSonkar, Environmental Science and Technology, Institute of Environment and Sustainable, Development (IESD), Banaras Hindu University, India, Varanasi, India \*Corresponding author
- [6] Municipal solid waste management in Indian cities – A review, ByBundela P.S. 1 , Gautam S.P. 2 , Pandey A.K. 3 , Awasthi M.K. 2 , Sarsaiya S. 2,1RegionalOffice, Madhya Pradesh Pollution Control Board, Vijay Nagar Jabalpur, Madhya Pradesh, India,2Central Pollution Control Board, New Delhi, 3Mycological Research Laboratory, Department of Biological Sciences, Rani Durgavati University, Jabalpur, Madhya Pradesh,
- [7] Studies on Municipal Solid Waste Management in Mysore City- A case study YadavIshwar Chandra and N.Linthetaingambi Devi\* ,Department of Environmental Science, University of Mysore, Mysore-570006, India ,\*School of Environmental Studies, China University of Geosciences, 388, Lumo Road, Wuhan, Hubei, 430074 P.R. China.

## ANEXURE-I

**SURVEY FOR WASTE MANAGEMENT SYSTEM IN GADHINGLAJ.****Instructions to respondents –**

Certain questions are included in the questionnaire, that will help us to understand about the waste generation, type of waste as well as disposal of waste, in Gadhinglaj, so genuine response from your side is expected.

Respondents has to choose appropriate choice from the given options & write it in the box, if any differences in their choices then they can be mention it in last point.

1. Name of respondent :
2. Address :
3. Annual income :
4. Type of home :
5. No of family members :
6. Approximate waste generated per day in your house  
(a)0-0.5 kg (b) 1-2 kg (c) 2-3 kg (d) 3-5 kg
7. How many times you visit to the market in a week  
(a) 01 (b) 02 (c) 03 (d) 04
8. Method of disposal :  
(a)Own disposal system (b) Disposal in Municipal dustbin
9. What is Frequency of waste collection vehicle in your area :  
(a) Daily (b) Alternate day (c) Weekly (d) Rarely
10. Which is major part of waste in your home from following :  
(a) Plastic (b) Food waste (c) Paper (d) Dust
11. Are you collecting the waste separately?  
(a) Yes (b) No  
If no then specify the reason

12. Are you facing any Odour pollution due to waste?

(a)Yes (b) No

13. Rate present waste management system

(a)Unsatisfactory (b) Satisfactory (c) Good

(d) Excellent

14. If any specified problems please mention below :