

Intelligent Driving Assistant

Atif Khan¹, Saad Nadaf², Husain Kharbe³, Mohammad Dhorajiwala⁴

Atif-Saad-Husain-Mohammad Department of Information Technology
Project Guide & HOD I/C HOD IF, Lecturer IF, MHSSP Department of Information Technology
M. H. Saboo Siddik Polytechnic, India

Abstract - Driver fatigue is one of the major causes of road accidents, especially during long-distance and night-time driving. When drivers travel alone, the chances of falling asleep at the wheel increase significantly. This paper presents an Intelligent Driving Assistant (IDA), a driver monitoring system designed to detect signs of drowsiness and provide timely alerts. The system uses OpenCV and a laptop camera to monitor the driver's eye movements in real time. If the driver's eyes remain closed for a certain duration, the system activates warning alerts using a Piezo Buzzer and 5mm Red LED. If the condition persists, an emergency message is sent to a registered contact. The system also uses Supabase for authentication and data storage, improving driver safety through automated monitoring and alert mechanisms.

Key Words: Driver Drowsiness Detection, Intelligent Driving Assistant, Computer Vision, OpenCV, Driver Safety Monitoring, Real-Time Alert System, Accident Prevention

1. INTRODUCTION

A. Definition

Road safety has become an important concern in modern transportation, especially during night-time or long-distance driving where driver fatigue is common. Drowsiness reduces a driver's attention, reaction time, and decision-making ability, which can significantly increase the chances of road accidents. In many cases, drivers traveling alone may fall asleep without realizing their level of fatigue, leading to dangerous situations.

Traditional methods of preventing drowsy driving mainly depend on the driver's self-awareness or periodic rest breaks. However, these approaches are not always reliable, as drivers may ignore early signs of tiredness. Therefore, intelligent monitoring systems are required to automatically detect driver fatigue and provide timely alerts.

To address this issue, the Intelligent Driving Assistant (IDA) is proposed as a driver monitoring system that observes the driver's eye movements using a camera. The system uses OpenCV to detect eye closure and analyze signs of drowsiness in real time. When the system detects that the driver's eyes remain closed for a specific duration, it triggers alert mechanisms including a Piezo Buzzer and a 5mm Red LED to wake the driver. If the condition persists, an emergency alert message is sent to a registered contact. The system also uses Supabase to manage user authentication and store monitoring data. The proposed system aims to enhance road safety by providing real-time driver monitoring and automated alerts to reduce accidents caused by driver fatigue.

2. BASIC CONCEPTS OF INTELLIGENT DRIVING ASSISTANT

The core concept of the Intelligent Driving Assistant (IDA) is based on real-time driver monitoring using computer vision to detect signs of fatigue and prevent potential accidents. The system continuously analyzes the driver's eye movements through a camera and applies automated alert mechanisms when drowsiness is detected. By combining artificial intelligence with hardware-based warning systems, the solution aims to improve driver awareness and road safety.

A. Driver Drowsiness Detection

The primary functionality of the system is detecting driver drowsiness by monitoring eye movements. The camera captures live video of the driver's face, and the frames are processed using OpenCV. The system analyzes whether the driver's eyes remain closed for a prolonged period of time, which indicates possible fatigue. If the system detects that the driver's eyes remain closed beyond a predefined threshold, it triggers a series of alerts. This detection process allows the system to identify early signs of drowsiness and respond before a dangerous situation occurs.

B. Alert and Emergency Notification

To ensure the driver's safety, the system includes a multi-stage alert mechanism. When the driver's eyes remain closed for a few seconds, the system first generates a warning notification. If the condition continues, a louder alert is activated using a Piezo Buzzer along with a visual alert through a 5mm Red LED.

If the driver does not respond to these alerts within a defined time period, the system automatically sends an emergency notification to a registered contact using a messaging service. Additionally, the system records monitoring data and alert history using Supabase, allowing reports and safety analysis to be generated for future reference.

3. THE GENESIS AND ORIGIN OF INTELLIGENT DRIVING ASSISTANT

The development of the Intelligent Driving Assistant (IDA) originates from the increasing number of road accidents caused by driver fatigue and drowsiness. Long-distance travel, night driving, and monotonous road conditions often reduce driver alertness, which can result in delayed reactions or even falling asleep while driving. These situations pose serious risks not only to the driver but also to passengers and other road users.

The idea behind this project is to create a smart monitoring system that can automatically detect early signs of driver fatigue and provide immediate alerts before an accident occurs. By combining computer vision techniques with simple hardware alert mechanisms, the system aims to improve driver safety and reduce the likelihood of fatigue-related accidents.

A. Problem Identification

Driver drowsiness is a major factor contributing to road accidents around the world. Many existing safety measures rely primarily on the driver's self-awareness or manual reminders to take breaks, which may not always be effective. Some of the common problems associated with traditional approaches include:

- Lack of continuous driver monitoring
- Delayed recognition of driver fatigue
- Absence of automatic alert systems
- No emergency notification when the driver becomes unresponsive

Without a reliable monitoring mechanism, it becomes difficult to detect fatigue in real time and prevent potential accidents.

B. Technological Evolution

With advancements in artificial intelligence and computer vision, it has become possible to monitor driver behavior using camera-based systems. Technologies such as OpenCV allow real-time facial and eye detection, making it easier to identify signs of drowsiness. The Intelligent Driving Assistant uses these technologies to analyze the driver's eye activity through a camera. If the system detects prolonged eye closure, it activates warning alerts using a Piezo Buzzer and 5mm Red LED. Additionally, the system records monitoring data and manages user authentication through Supabase, enabling alert tracking and safety reporting.

C. Aim and Objective

The primary aim of the Intelligent Driving Assistant is to improve road safety by detecting driver fatigue and providing timely alerts.

The key objectives include:

- Monitoring the driver's eye movements in real time using a camera.
- Detecting signs of drowsiness using computer vision techniques.
- Providing immediate warning alerts through sound and visual indicators.
- Sending emergency notifications to a registered contact when necessary.
- Recording monitoring data for safety analysis and reporting.

4. SYSTEM DESIGN AND ARCHITECTURAL FRAMEWORK

This section describes the architectural design and workflow of the Driver Drowsiness Detection System. The system is designed using a modular architecture consisting of a frontend interface, backend processing modules, and a cloud database for authentication and log management. Data Flow Diagrams (DFDs) are used to represent the interaction between system components and external entities.

A. Functional Data Flow (DFD Level 0)

The Data Flow Diagram (Level 0) provides a high-level representation of the Driver Drowsiness Detection System and its interaction with external entities.

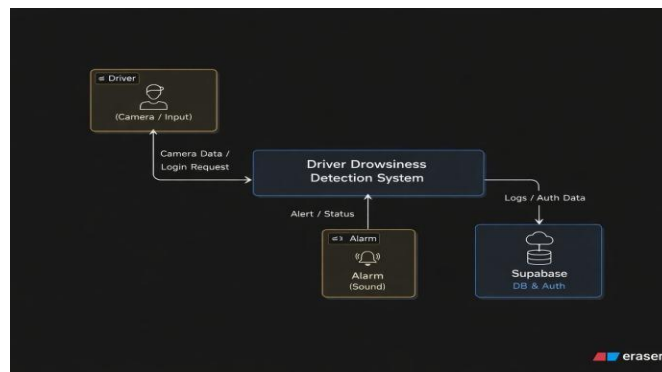


Fig 1: Data Flow Diagram – Level 0

In this diagram, the entire system is represented as a single process (1.0 Driver Drowsiness Detection System). The primary external entities interacting with the system are the Driver and the Supabase cloud service. The driver provides input to the system through the web interface in the form of camera data and authentication requests. The system processes the incoming data to monitor driver alertness and detect signs of drowsiness. When fatigue is detected, an alert in the form of an alarm sound is generated to notify the driver. Additionally, authentication information and activity logs are stored in the Supabase database for monitoring and record management. This diagram illustrates the overall input–process–output structure of the system.

B. Functional Data Flow (DFD Level 1)

The Data Flow Diagram (Level 1) presents a more detailed view of the internal processes involved in the Driver Drowsiness Detection System.

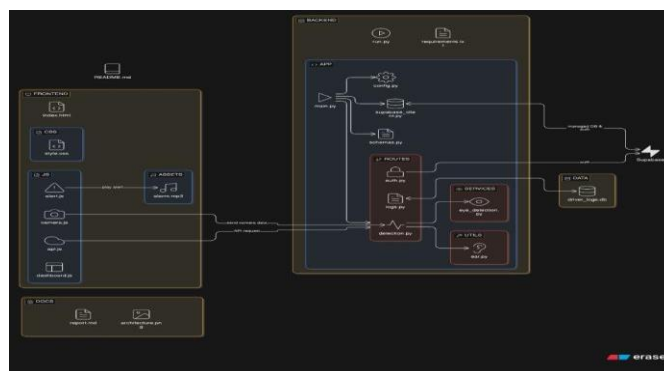


Fig 2: Data Flow Diagram – Level 1

The workflow begins with the Authentication Module (1.1) where the driver logs into the system and credentials are verified using Supabase authentication services. After successful authentication, the system captures real-time camera input through the Camera Processing Module (1.2) in the frontend interface.

The captured frames are transmitted to the backend where the Drowsiness Detection Module (1.3) processes the data using eye detection algorithms to analyze driver alertness. If the system identifies signs of drowsiness, the Alert Generation Module (1.4) activates an audible alarm to warn the driver. At the same time, relevant activity information and detection results are stored in the Driver Logs Database (D1) for record keeping and analysis.

This layered workflow ensures efficient data processing, real-time monitoring, and timely alert generation to enhance driver safety.

5. IMPLEMENTATION AND EXPERIMENTAL RESULTS

This section describes the implementation of the CCMS system and the technologies used to develop the platform.

A. Development Environment

The system was implemented using a combination of software and hardware technologies to ensure effective driver monitoring and alert mechanisms.

Frontend Technologies:

- HTML5
- CSS3
- JavaScript
- React

These technologies are used to design interactive dashboards for drivers and emergency contacts, enabling users to monitor system alerts and view safety reports.

Backend Technologies:

- Python 3.x
- OpenCV

Python handles the main processing logic of the system, laptop camera and analyze the driver's eye movements to detect signs of drowsiness. Database System:

- Supabase

Supabase is used to manage user authentication and store monitoring data, alert history, and system records. This allows the system to maintain driver safety reports and track drowsiness events over time.

Hardware Components:

- Arduino Uno
- Piezo Buzzer
- 5mm Red LED

The Arduino board is connected to the laptop to control the buzzer and LED indicators, which are activated when the system detects driver fatigue.

B. System Workflow

The system operates through a structured workflow that continuously monitors the driver's alertness. The main steps of the system include:

- The driver logs into the system through the dashboard interface.
- The laptop camera starts capturing real-time video of the driver's face.
- The system processes video frames using Open CV to detect eye movements.
- If the driver's eyes remain closed for certain duration, the system triggers a warning alert.
- After prolonged eye closure, the buzzer and LED are activated to alert the driver.
- If the driver does not respond within a predefined time, an emergency message is sent to a registered contact.
- All alert events are stored in the database for monitoring and reporting.

This workflow ensures continuous driver monitoring and enables the system to respond quickly to signs of fatigue,

6. FUTURE ENHANCEMENTS AND SCALABILITY

While the current implementation of the Intelligent Driving Assistant (IDA) provides essential functionality for detecting driver drowsiness and generating alert notifications, the system architecture is designed in a modular way that allows further improvements and scalability. These future enhancements can improve system accuracy, accessibility, and overall driver safety.

A. Mobile Application Integration

One potential enhancement is the development of a dedicated mobile application that allows drivers and emergency contacts to monitor driver status directly from their smartphones. A mobile application could provide features such as real-time alert notifications, driver activity monitoring, and access to safety reports. Integrating a mobile platform would increase accessibility and make it easier for emergency contacts to receive and respond to alerts generated by the system.

B. GPS tracking and Location Sharing

Another possible enhancement is the integration of GPS- based location tracking. If the system detects prolonged driver inactivity or unresponsiveness, it could automatically share the driver's real-time location with the registered emergency contact. This feature would help emergency responders quickly locate the vehicle in case of an emergency situation.

C. Data Analytics and Reporting

The system can also be enhanced by incorporating advanced data analytics tools that analyze driver behavior over time. By examining historical monitoring data stored in Supabase, the system could generate useful insights such as the frequency of drowsiness events, average driving duration, and alert history. These reports could help drivers better understand their driving habits and improve their safety awareness.

D. Integration with Vehicle Safety Systems

In the future, the Intelligent Driving Assistant could be integrated with vehicle control systems to provide automated safety responses. For example, if the system detects severe driver drowsiness, it could activate additional safety mechanisms such as reducing vehicle speed or triggering emergency signals. Combining the system with advanced driver assistance technologies would significantly enhance road safety and accident prevention.

7. ETHICAL CONSIDERATIONS AND DATA PRIVACY

Since the Intelligent Driving Assistant (IDA) system processes user information and continuously monitors the driver through a camera, ensuring data privacy and system security is extremely important. The system incorporates several mechanisms to protect user data and maintain responsible use of monitoring technology.

A. Data Security

Driver information and monitoring records must be protected from unauthorized access. The system stores user credentials and alert records securely in the database managed by Supabase. Passwords are stored using secure hashing methods instead of plain text storage. This approach helps protect sensitive user information and reduces the risk of unauthorized access in case of a database breach.

B. Role-Based Access Control

The system follows a role-based access model to ensure that different users have appropriate levels of access. Drivers are able to log in, start monitoring, and view their alert history, while emergency contacts only receive alert notifications when necessary. Administrative access to system configuration and monitoring records is restricted to authorized users only. This access control mechanism prevents misuse of the system and maintains data privacy.

C. Data Integrity and Database Protection

Maintaining the integrity of stored monitoring data is important for reliable driver safety analysis. The system records alert events and monitoring results in a structured format to prevent data corruption or unauthorized modification. Additionally, the system ensures transparency by informing users that camera monitoring is active during operation. The driver has control over starting or stopping the monitoring process, ensuring ethical use of camera-based detection technologies.

8. USER INTERFACE DESIGN AND INTERACTION EXPERIENCE

The The User Interface (UI) of the Intelligent Driving Assistant (IDA) system is designed to provide a simple and efficient interaction environment for drivers and guardians. The primary objective of the interface is to ensure that users can easily access the monitoring system, receive alerts, and view system activity without requiring advanced technical knowledge. The interface focuses on clarity, minimal distractions, and quick accessibility to critical features.

A. Login Interface

The system begins with a login page that allows two types of users to access the platform: Driver and Guardian. The driver can log into the system to activate the driver monitoring feature, while the guardian can log in to monitor alerts and event history related to the driver.

This login interface ensures secure access to the system and provides role-based functionality depending on whether the user is a driver or a guardian.

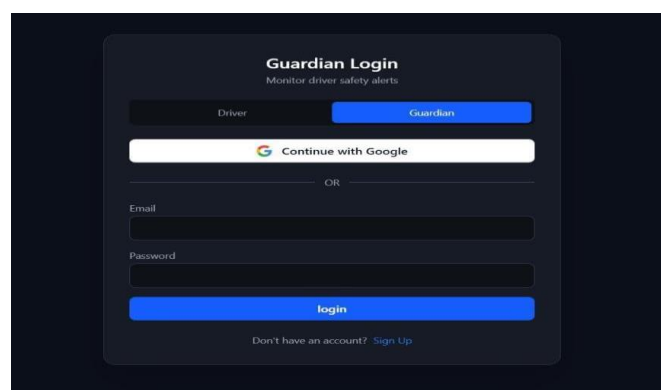


Fig 3: Login Page with Driver and Guardian Access

B. Driver Monitoring Dashboard

After logging in as a driver, the user is directed to the AI Driver Assistance Dashboard. This interface activates the laptop webcam and displays the real-time video feed used for driver monitoring.

The system uses OpenCV-based computer vision algorithms to detect eye movements and determine whether the driver's eyes remain closed for a specific duration. If drowsiness is detected, the system triggers warning alerts such as a buzzer sound and LED indicator to alert the driver.

The dashboard provides a clear display of the camera feed and detection status, allowing the system to operate continuously while the driver is active.

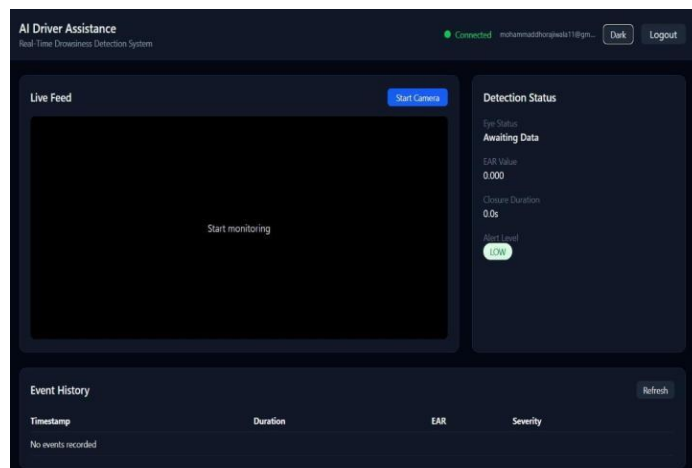


Fig 4: AI Driver Assistance with Webcam and Detection System

C. Event History and Guardian Management

The system also includes an Event History module, which records all alert events generated during driver monitoring. These records are stored in the database and can be accessed through the dashboard for review and monitoring purposes.

Additionally, the system allows the driver to add a guardian using an email address. When critical alerts occur and the driver does not respond to warnings, the system can notify the registered guardian. This feature helps ensure that someone close to the driver can be informed in emergency situations.

The event history provides transparency and allows guardians to monitor the driver's alert records over time.

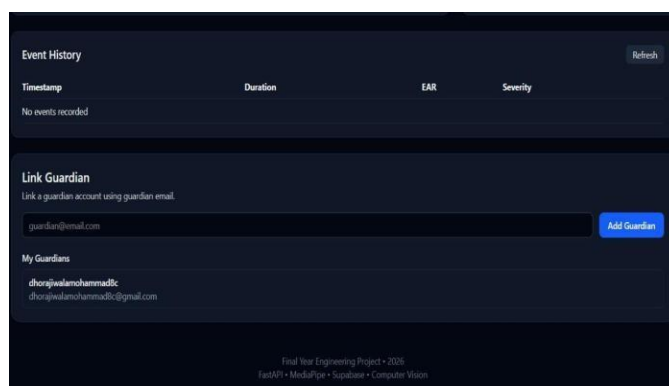


Fig 5: Event History and Guardian Management Interface

9. CONCLUSION

The Intelligent Driving Assistant (IDA) presents a practical technological solution for reducing accidents caused by driver fatigue and drowsiness. By combining computer vision techniques with hardware-based alert mechanisms, the system provides real-time monitoring of the driver's eye activity and detects signs of drowsiness effectively.

The proposed system utilizes OpenCV to analyze eye movements through a camera and trigger alerts when prolonged eye closure is detected. The alert mechanism includes both sound and visual indicators using a Piezo Buzzer and 5mm Red LED, ensuring that the driver receives immediate warnings. Additionally, the system sends emergency notifications to a registered contact if the driver does not respond to alerts. User authentication and monitoring records are managed through Supabase, allowing alert events to be stored and analyzed.

Overall, the system demonstrates how artificial intelligence and simple hardware integration can improve driver safety by providing early detection of fatigue and timely alerts. The Intelligent Driving Assistant has the potential to enhance road safety and reduce the risk of accidents caused by driver drowsiness.

REFERENCES

- [1] T. Soukupová and J. Čech, "Real-Time Eye Blink Detection Using Facial Landmarks," 21st Computer Vision Winter Workshop, Rimske Toplice, Slovenia, 2016.
- [2] R. R. Garg, S. Singh, and P. Sharma, "Driver Drowsiness Detection System Using Computer Vision," International Journal of Engineering Research and Technology, vol. 9, no. 5, pp. 456–460, 2020.
- [3] A. Dasgupta, S. George, and A. Routray, "A Vision-Based System for Monitoring the Vigilance of Drivers," IEEE Transactions on Intelligent Transportation Systems, vol. 14, no. 4, pp. 1827–1837, 2013.
- [4] OpenCV Documentation. [Online]. Available: <https://docs.opencv.org/>
- [5] Supabase Documentation. [Online]. Available: <https://supabase.com/docs>