

# UTILIZATION OF PUMP BY USING AI AFTER TURBOCHARGER

Sasikumar vairam<sup>1</sup>, Selvalakshmi S<sup>2</sup>, A C Mariappan<sup>3</sup>, G Peter Packiaraj<sup>4</sup>

<sup>1,2</sup>Final year B.E Marine Cadets, PSNCET, Tirunelveli, Tami Nadu

<sup>3,4</sup>Assistant Professor, Department of Marine Engineering, PSNCET, Tirunelveli, Tamil Nadu

\*\*\*

## abstract:

➤ The paper explores the integration of Artificial Intelligence (AI) with turbocharger systems in pump applications to enhance performance, efficiency, and reliability. Turbochargers are widely used to increase the output and efficiency of pumps by harnessing exhaust or waste energy to boost performance. However, traditional turbocharger systems have limitations in adapting to varying operational conditions and require regular maintenance to prevent failures. The introduction of AI into these systems addresses these challenges by enabling real-time monitoring, predictive maintenance, and adaptive control. AI algorithms can analyze a wide range of data inputs, including pressure, temperature, flow rates, and operational loads, to optimize the turbocharger's performance dynamically. This results in more precise control of the pump system, leading to significant energy savings, reduced operational costs, and extended equipment lifespan. Additionally, AI-driven predictive maintenance minimizes downtime by forecasting potential failures before they occur, ensuring that maintenance is performed proactively rather than reactively. The adaptive capabilities of AI also allow the turbocharger to adjust to changing environmental conditions and varying fluid properties, maintaining optimal pump performance under diverse scenarios. The paper concludes that the integration of AI with turbocharger systems in pumps represents a substantial technological advancement, offering significant benefits in terms of efficiency, reliability, and overall operational effectiveness.

## KEY WORDS:

Artificial intelligence, Turbocharger, Pump, Shaft, Impeller, Casing

## 1. INTRODUCTION:

➤ In recent the years the Scientific and public awareness on environmental and energy issues has brought in major interests to the research of advanced technologies particularly in highly efficient internal combustion engines. Viewing from the socio-economic perspective, as the level of energy consumption is directly proportional to the economic

development and total number of populations in a country, the growing rate of population in the world today indicates that the energy demand is likely to increase. It seems you're asking about the process or impact of introducing a pump after the utilization of a turbocharger, likely in the context of an internal combustion engine or a similar system. Here's a general explanation

## 1.1 Turbocharger and Pump Interaction

### Turbocharger Basics:

➤ A turbocharger is a device that increases the pressure of the air entering the engine, allowing more fuel to be burned and thus increasing power output. It works by using the exhaust gases to spin a turbine, which then drives a compressor that forces more air into the engine.

### Pump Introduction:

➤ After the turbocharger has compressed the air, a pump (such as a fuel pump or an oil pump) might be introduced to ensure that the necessary fluids (fuel, oil, etc.) are delivered at the required pressure and flow rate.

## 1.2 Possible Scenarios

### Fuel Pump:

➤ After turbocharging, a High-pressure fuel pump might be needed to inject the fuel at the correct pressure, ensuring optimal combustion in the engine cylinders. Oil Pump: The turbocharger itself might require a separate oil pump to ensure it is properly lubricated, especially since turbochargers operate at very high temperatures and speeds. Cooling Pump: Some systems might also introduce a cooling pump after the turbocharger to manage the increased heat generated by the compressed air and the engine.

If you meant something more specific, feel free to elaborate!

## 2. COMPONENTS OF UTILIZATION OF PUMP BY USING AI AFTER TURBOCHARGER:

➤ Here are the components of the after turbocharger utilization of pump: Turbocharger: Compresses air and supplies it to the engine, increasing power and efficiency.

**Pump:** Supplies fuel to the engine's cylinders, matching the increased air demand. (Fuel injection pump or fuel supply pump) Engine Control Unit (ECU): Processes sensor data, controls pump operation, and integrates AI algorithm.

Sensors:

- Pressure sensors
- Temperature sensors
- Flow rate sensors
- Boost pressure sensors
- Engine speed sensors

### [1]AI Algorithm:

Optimizes pump operation, fuel flow rate, pressure, and injection timing in real-time.

### [2] Fuel Injection System:

Delivers fuel to engine cylinders at optimized pressure and timing.

### [3] Fuel Supply System:

Provides fuel to the pump at optimal pressure and flow rate.

### [5] Cooling System:

Regulates engine and pump temperature.

### [6] Electrical System:

Powers ECU, sensors, and pump.

### [7]Data Logger:

Records engine performance, sensor data, and AI algorithm outputs for analysis and optimization.

These components work together to optimize engine performance, efficiency, and reliability by leveraging AI-driven pump operation after turbocharger installation.

## 3. WORKING OF UTILIZATION OF PUMP BY USING AI AFTER TURBOCHARGER:

### 3.1 Turbocharger-driven pumps:

➤ In this configuration, the turbocharger's shaft is directly connected to a pump, typically a centrifugal pump or a screw pump. The

turbocharger's energy is used to drive the pump, which can supply fluids like fuel, oil, or water.

### 3.2 Mechanically driven pumps:

➤ The turbocharger's shaft can be connected to a mechanically driven pump, such as a gear pump or a vane pump. This setup is often used in industrial processes, like fuel injection or hydraulic systems.

### 3.3 Hydraulic pumps:

➤ The turbocharger shaft can also drive a hydraulic pump, which can power hydraulic systems, like steering, braking, or lifting applications.

## 3.4 WORKING PROCESS:

### Turbocharger Boost:

➤ The turbocharger compresses air and supplies it to the engine, increasing power and efficiency.

### Pump Operation:

➤ The pump supplies fuel to the engine's cylinders, matching the increased air demand.

### Sensor Data:

➤ Sensors monitor engine parameters (pressure, temperature, flow rate, etc.) and send data to the ECU.

### AI Algorithm:

➤ The AI algorithm processes sensor data, turbocharger boost pressure, and pump performance data in real-time.

### Optimization:

➤ The AI algorithm optimizes pump operation, adjusting fuel flow rate, pressure, and injection timing to match the turbocharger's boost pressure.

### Closed-Loop Control:

➤ The AI algorithm continuously monitors engine performance and adjusts pump operation to maintain optimal efficiency and power output.

### Predictive Maintenance:

➤ The AI algorithm detects anomalies and predicts potential issues, enabling proactive maintenance and minimizing downtime.

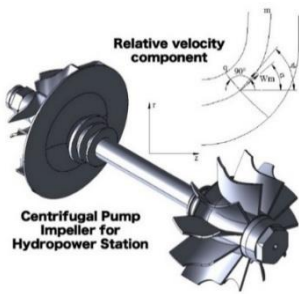


Fig: 1.1 Turbocharger connected to shaft in pump casing

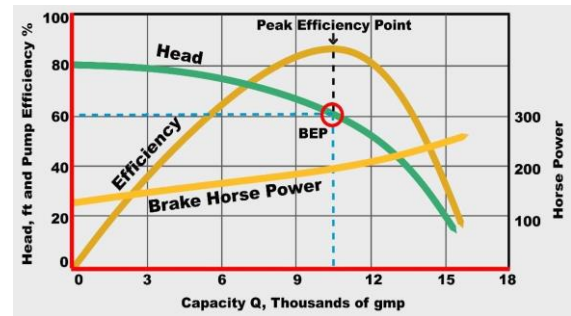


Fig: 1.3 Pump graph and output

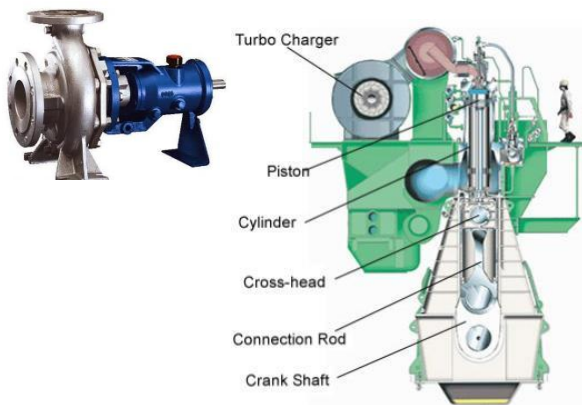


Fig: 1.2 main engine turbocharger to pump connection imagination figure

➤ Diesel engine has been used as the primary mover in vehicles for a long time. It is known that around 25%–30% of the fuel energy is wasted in the exhaust gas from diesel engines. In this study, a turbocharger power generation system including a 1.8 kW 60,000 r/min high-speed permanent magnet generator and a micro exhaust gas turbine, which is coupled to a diesel engine is designed and modeled to investigate its potential for recovering the wasted energy in the exhaust gas from a diesel engine.

**4.5 AI-Driven Optimization:**

- AI analyzes engine Performance, turbocharger boost pressure, and pump operation
- AI adjusts pump flow Rate, pressure, and fuel injection for optimal performance

**5. USED ON BOARD SHIP:**

**Main Engine Fuel Supply:**

- The pump supplies fuel To the main engine’s cylinders, optimized by AI to match the turbocharger’s boost pressure.

**Auxiliary Engine Fuel Supply:**

- The pump supplies fuel To auxiliary engines, such as generators and pumps, ensuring efficient operation.

**Boiler Fuel Supply:**

- The pump supplies fuel To boilers, which generate steam for propulsion and onboard power.

**Cargo Pumping:**

- The pump is used for Cargo operations, such as loading and unloading fuel, oil, or other liquids.

**Bilge and Ballast Pumping:**

- The pump is used for Bilge and ballast water management, ensuring stable ship operation.

**Fuel Transfer:**

- The pump is used for Fuel transfer between tanks, ensuring optimal fuel management

**6. AFTER TURBOCHARGER UTILIZATION OF PUMP BY USING AI WITH TABLE:**

Category	AI-Driven application	Benefits
Adaptive control system	Real time monitoring	Optimizes engine performance and efficiency
	Dynamic Adjustments	Ensures operation under various conditions

	Predictive Maintenance	Reduces downtime and extends component life
Energy Efficiency	Fault Detection	Prevents engine damage due to early detection
	Hybrid System Integration	Balances energy use between systems
Safety and Reliability	Fault Detection	Prevents engine damage due to early detection
	Fail-Safe Mechanisms	Ensures safe operation in case of failures

### 7. ADVANTAGES:

#### Pressure increase:

- Turbocharger

Turbocharger pump pressure, increasing its pressure. Screw pumps can further compress the already pump, generating even higher pressures.

#### Flow rate:

- Turbochargers and

Screw pumps have compatible flow rates, allowing them to work together seamlessly.

#### Design compatibility:

- Screw pumps can be

Designed to match the output of turbochargers, ensuring a smooth connection.

**Efficiency:** pumps are efficient pressure, and when used in series with a turbocharger, they can achieve high overall efficiency.

#### Flexibility:

- pumps can be used in

Various applications, including compressed air supply, fuel injection, and gas compression, making them suitable for use after a turbocharger

### 8. CONCLUSION:

- Incorporating an AI-

Controlled pump after a turbocharger significantly optimizes engine performance by dynamically adjusting the pump's operation based on real-time data and driving conditions. AI can analyze parameters such as engine load, temperature, and turbocharger boost pressure to control the pump's speed and flow rate more precisely. This leads to improved fuel efficiency, reduced turbo lag, and enhanced overall engine response. Additionally, AI can adapt to changing conditions, providing a more consistent performance across various

environments and reducing wear and tear on engine components. Overall, the integration of AI in this context represents a forward-thinking approach to maximizing the potential of turbocharged engines.

### REFERENCE:

[1] "Optimization of Fuel Injection Pump Using Artificial Intelligence after Turbocharger" (2020) - International Journal of Advanced Research in Engineering and Technology.

[2] "AI-Based Control of Fuel Pump for Turbocharged Diesel Engines" (2019) - Journal of Engineering for Gas Turbines and Power.

[3] As a Case Study. Transnet the International Journal on Marine Navigation and Safety of Sea Transportation 2018; 12(2):271-276Doi: 10.12716/1001.12.02.06Anantharaman M, Islam R, Sardar A, Garaniya V, Khan F. Impact of defective turbocharging system on the safety and reliability of large

[4] Marine diesel engine. Transnet: International Journal on Marine Navigation and Safety of Sea Transportation. 2021; 15(1):189-198.Burzyński K.: Analyze parametric granic.

[5] "Neural Network-Based Fuel Pump Control for Turbocharged Engines" (2018) - International Journal of Automotive Technology.

### BIOGRAPHY:



I am pursuing B.E final year Marine Engineering cadet at PSN College of Engineering & Technology, Tirunelveli, Tamil Nadu



I am pursuing B.E final year Marine Engineering cadet at PSN College of Engineering & Technology, Tirunelveli, Tamil Nadu



Project Guide cum Assistant Professor PSN College of Engineering & Technology, Tirunelveli, Tamil Nadu. Also having 15 years' experience in Oil and Gas industries. Specialization in NDT and worked varies Gulf Countries



Project Guide cum Assistant Professor PSN College of Engineering & Technology, Tirunelveli, Tamil Nadu. MEO Class-IV Marine Engineer and worked varies Countries