

Multipurpose Language Translation Website Bot

Prof. Shubhangi Solanke ¹, Pranav Babar ², Harshal Chavan ³, Shreyash Karajgikar ⁴

¹ Guide and Professor, Department of Computer Engineering

^{2,3,4} Students, Department of Computer Engineering

Jayawantrao Sawant College of Engineering, Pune, India

Abstract - The Multipurpose Language Interpretation Site Bot introduced in this task tends to the worldwide requirement for consistent and exact correspondence across different phonetic limits. In the present interconnected world, compelling cross-lingual correspondence is a critical component for effective joint effort, data trade, and social getting it. The essential goal of this task is to make a flexible and easy to understand bot that can be coordinated into sites to empower ongoing language interpretation for different applications. The bot's plan tends to a few difficulties, including the exact conservation of setting and informal articulations during interpretation, support for various dialects traversing different phonetic families, and variation to space explicit phrasings. The Multipurpose Language Interpretation Site Bot can possibly change the manner in which people and organizations convey across etymological limits. By empowering consistent and exact interpretation benefits straightforwardly inside sites, the bot enables clients to participate in significant discussions, share data, and interface with a worldwide crowd easily. This task adds to crossing over the language hole and cultivating a more comprehensive and associated computerized biological system.

Key Words: Language Translation, Natural Language Processing, Multilingual Support, User-friendly Interface

1. INTRODUCTION

In our quickly developing worldwide scene, powerful correspondence knows no limits. Individuals from different semantic foundations try to associate, share thoughts, and team up across distances, making an earnest requirement for instruments that rise above language boundaries. Language interpretation has arisen as an essential arrangement, permitting people, organizations, and societies to participate in significant communications without imperatives forced by language contrasts. In any case, the test lies in empowering moment, precise, and relevantly fitting interpretation inside these web-based conditions.

This venture, "Multipurpose Language Interpretation Site Bot," addresses this test by bridling the force of state of the art regular language handling innovations to make a flexible bot that flawlessly incorporates into sites. The center target of this venture is to plan and foster a savvy bot that deciphers text as well as jam the lavishness of significance,

setting, and social subtleties inborn in human correspondence. In the accompanying segments, we will dig further into the specialized design, key elements, challenges, and anticipated advantages of the Multipurpose Language Interpretation Site Bot. Through this investigation, we expect to reveal insight into the extraordinary capability of this imaginative arrangement in reshaping the manner in which we convey, learn, and connect inside the powerful scene of the cutting edge web.

Language fences pose significant challenges in cross-cultural communication, business, trip, and education. The Language Translation Bot addresses this problem by offering accurate and contextually applicable restatements between multiple languages using NLP and ML approaches. Machine Restatement is a system to convert the source judgment from one natural language to other natural language with the help of motorized systems and mortal backing isn't necessary. Different approaches are available to produce similar type of systems but we bear a more robust fashion to produce better system than being systems. A well-trained network leads the system towards its goal, which is to generate more efficient translation system that is capable in providing good accuracy.

Natural language processing (NLP) is an important branch in the field of computer science and artificial intelligence. Natural language processing exploration comprises a wide range of propositions and styles that aim to achieve effective and effective communication between mortal and machine through natural language. NLP is the common field of computer wisdom, artificial intelligence, and linguistics that focuses on the commerce between machine and mortal Language information processing or machine restatement. At present, natural language processing has gained abundant accumulation in terms of theoretical base, language coffers, and crucial technologies.

2. METHODOLOGY

The methodology for developing a Multipurpose Language Translation Website Bot starts with defining clear objectives and selecting appropriate technologies. Following this, architects design the system's structure while developers create an intuitive user interface. Integration of translation logic with chosen APIs or libraries, as well as implementation of NLP capabilities and user authentication, are key steps.

Thorough testing ensures functionality across various languages before deploying on a suitable platform. Continuous monitoring post-deployment ensures optimal performance, while iterative feedback collection drives refinement and improvement to meet user needs effectively.

1. Characterize Goals and Extension:

- Obviously frame the goals of the venture. Figure out what dialects the site will support and what highlights it will offer.
- Characterize the extent of the undertaking, including the interest group and a particular necessities or requirements.

2. Market Exploration and Investigation:

- Direct statistical surveying to comprehend the interest for language interpretation benefits and recognize expected contenders.
- Dissect existing language interpretation sites to grasp their highlights, assets, and shortcomings.

3. Requirements Social affair:

- Assemble definite necessities from partners, including language support, friendly UI, upheld document types, and so forth.

4. Technology Stack Choice:

- This could incorporate programming dialects, structures, and libraries for frontend and backend improvement, as well as data set arrangements.

5. Design Stage:

- Make wireframes and models to picture the design and usefulness of the site.
- Plan the UI (UI) and client experience (UX) to guarantee natural route and availability.

6. Development:

- Carry out the frontend and backend usefulness as per the endorsed plans and prerequisites.
- Incorporate language interpretation APIs or foster your interpretation motor if fundamental.

7. Testing:

- Lead far reaching testing to recognize and fix any bugs or issues.
- Test the language interpretation exactness and execution under different circumstances.

8. Deployment:

- Set up the site for arrangement to the creation climate.
- Send the site and perform last checks to guarantee everything is working accurately.

9. Post-Send off Observing and Improvement:

- Screen the site's exhibition, including uptime, reaction times, and client input.
- Gather investigation information to figure out client conduct and distinguish regions for development.

10. Maintenance and Backing:

- Give progressing upkeep and backing to resolve any issues or updates.
- Consistently update language interpretation models and calculations to further develop precision and execution.
- Remain informed about arising advances and patterns in language interpretation to integrate new highlights and upgrades into the site.

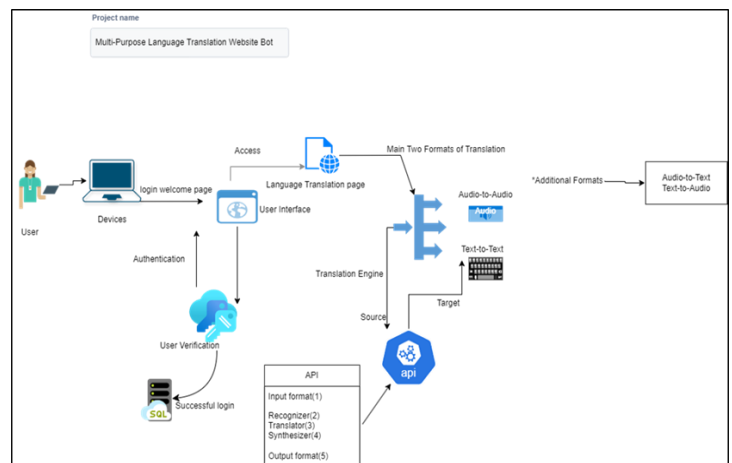


Fig. 1 : Architecture Diagram

3. **TECHSTACK**

➤ Frontend :-

HTML5 : HTML5 is the fifth and latest version of Hypertext Markup Language used for structuring and presenting content on the World Wide Web. It introduces new features like semantic elements, audio/video support, canvas for drawing, and enhanced form controls. Its advancements enable developers to create more interactive and multimedia-rich web pages, fostering better user experiences across various devices and platforms.

CSS3 : Cascading Style Sheets (CSS) Level 3, commonly known as CSS3, extends the styling capabilities of CSS with features like animations, transitions, gradients, shadows, and flexible box layouts. It provides greater control over the visual presentation of web pages, facilitating responsive design and creative styling, resulting in visually appealing and dynamic user interfaces.

Bootstrap 5 : Bootstrap 5 is the latest version of the popular front-end framework for building responsive and mobile-first

websites and web applications. It offers a comprehensive set of pre-designed components, including navigation bars, cards, forms, and modals, along with a responsive grid system and utility classes for rapid development. Bootstrap 5 introduces several enhancements like dropping jQuery dependency, native CSS variables, and improved customization options, enabling developers to create modern, accessible, and visually appealing interfaces with ease. Its robust documentation and large community support make it a preferred choice for both beginners and experienced developers.

Tailwind CSS : Tailwind CSS stands out as a utility-first CSS framework, simplifying the creation of contemporary web interfaces. Unlike conventional frameworks with predefined components, Tailwind offers a collection of utility classes, empowering developers to style elements directly in HTML markup. This methodology fosters enhanced flexibility and customization, eliminating the need for bespoke CSS and leading to more concise, manageable codebases. Tailwind's utility classes address diverse design requirements, spanning from spacing and typography to responsive layouts. This approach resonates well with developers aiming for efficiency and uniformity in their projects, contributing to its widespread adoption within the development community.

➤ Backend:-

Flask : Flask is a lightweight and versatile Python web framework ideal for building web applications and APIs. It provides simplicity and flexibility, allowing developers to create web applications quickly and efficiently. With its minimalistic design, Flask offers essential tools and features for routing, templating, and handling HTTP requests, enabling developers to focus on application logic rather than framework complexity. Flask follows the WSGI (Web Server Gateway Interface) specification and supports extensions for added functionality, making it suitable for projects of varying scales. Its modular structure and extensive documentation make it a popular choice for developers seeking a straightforward yet powerful framework for web development.

➤ Programming Languages used :-

Python : Python is a high positioned interpreted programming language known for its simplicity and readability. Created by Guido van Rossum and first released in 1991, Python emphasizes readability of the code with its clean syntax and dynamic typing. It supports multiple programming paradigms, including object-supporting, imperative, and functional programming. Python's extensive standard library and third-party packages make it versatile for various applications, from web development and data analysis to artificial intelligence and scientific computing. Its interpreter-based nature allows for rapid development and prototyping. Python's community-driven development model fosters a vast ecosystem of resources, tutorials, and active

support forums, making it accessible for beginners and experts alike.

JavaScript : JavaScript is a adaptable programming language primarily used for creating interactive and dynamic content on websites. As a client-side scripting language, it runs in web browsers, enabling developers to manipulate webpage elements, handle events, validate forms, and dynamically update content. JavaScript is also extensively used in server-side development (Node.js), mobile app development (React Native), and game development (Unity), making it a fundamental language for web development and beyond.

➤ Database:-

SQLite : SQLite is a tone-contained, serverless, zero-configuration, transactional SQL database machine. Unlike traditional database management systems, SQLite doesn't require a separate server process, allowing it to operate directly on disk files. It's lightweight, fast, and easy to integrate into applications, making it a popular choice for embedded database solutions, mobile applications, and small to medium-sized web applications. SQLite supports most SQL features, including transactions, subqueries, and triggers, while maintaining a small footprint and minimal overhead. Its simplicity, reliability, and portability make it suitable for various use cases where a lightweight and efficient database solution is needed.

➤ Libraries used:-

Flask : Flask is a micro web framework for Python which is used for building web applications. It's lightweight, flexible, and easy to use, making it popular for projects ranging from small prototypes to large-scale applications. Flask provides essential tools and libraries for URL routing, template rendering, and HTTP request handling, allowing developers to create web services efficiently.

Googletrans : Googletrans is a Python library that provides a simple interface to Google Translate API. It allows developers to easily translate text from one language to another, with support for numerous languages. google trans is widely used for automating translation tasks, language detection, and integrating translation features into applications and services.

Speech Recognition : Speech Recognition is a Python library that converts speech into text. It supports multiple speech recognition engines, including Google Speech Recognition, Sphinx, and Microsoft Azure Speech. Developers can use Speech Recognition to transcribe audio files, real-time speech from microphones, or integrate voice commands into applications for tasks like controlling devices or dictating text.

GTTs (Google Text-to-Speech) : gTTS is a Python library and CLI tool that converts the given text into speech using

Google Text-to-Speech API. It offers a straightforward interface for generating audio files from text in various languages and with customizable parameters like speed and pitch. gTTS is commonly used in applications requiring synthesized speech output, such as voice assistants, accessibility features, and audio notifications.

OS (Operating System Interface) : OS is a Python standard library module providing functions for interacting with the operating system. It offers a portable way to perform operating system-related tasks, including file operations, directory manipulation, process management, and environment variables handling. OS module abstracts platform-specific details, enabling developers to write cross-platform code effortlessly, making it an essential tool for tasks requiring system-level operations.

Window Recognition : Window Recognition refers to the process of identifying and interacting with graphical user interface (GUI) windows in operating systems. While Python doesn't have a built-in library specifically for window recognition, third-party libraries like PyAutoGUI and Pywinauto are commonly used for this purpose. These libraries enable automation of GUI tasks by simulating mouse clicks, keystrokes, and window management operations, facilitating tasks such as GUI testing, automation, and scripting.

Web Speech API : The Web Speech API is a browser-based interface that empowers web applications with the ability to recognize speech and synthesize speech output. It allows developers to integrate speech recognition for converting spoken language into text and speech synthesis for converting text into spoken language directly into web applications. With support for multiple languages and voices, Web Speech API facilitates the development of voice-enabled web experiences, including voice commands, dictation, and accessibility features.

4. RESULTS



Fig. 2 : Login Page

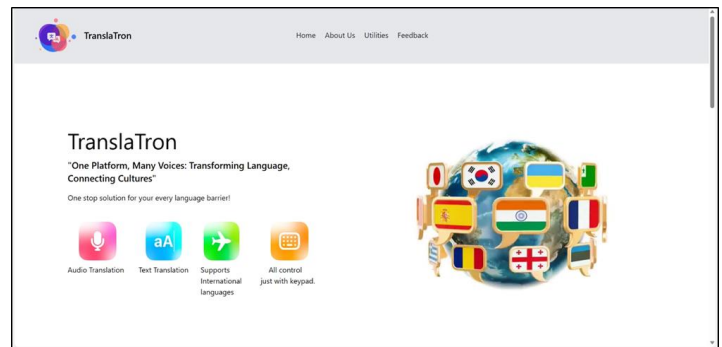


Fig. 3 : Home page

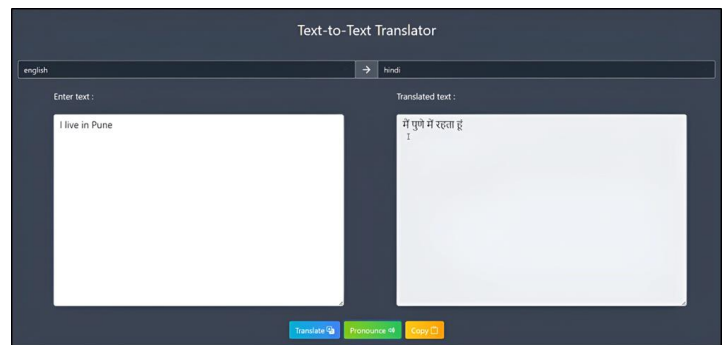


Fig. 4 : Text to Text Translation Tab

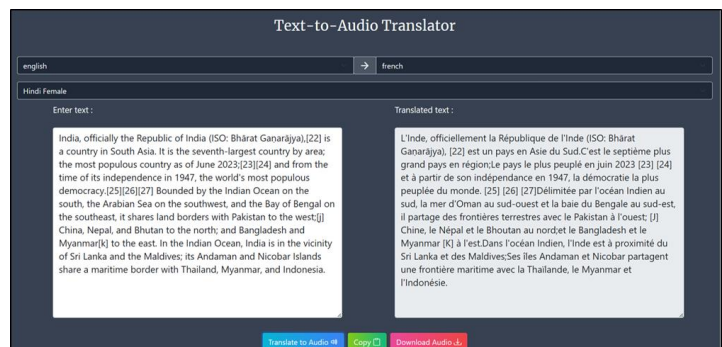


Fig. 5 : Text to Audio Translation Tab

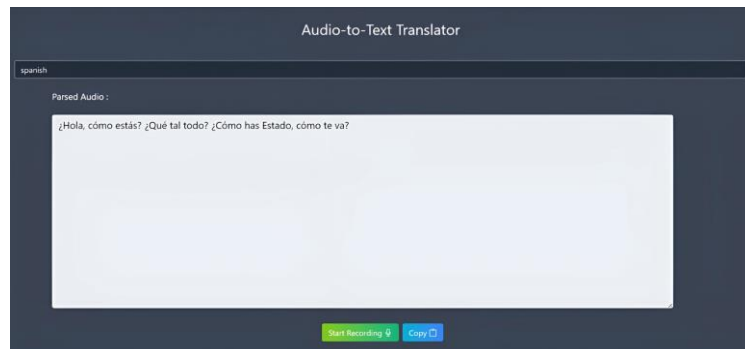


Fig. 6 : Audio to Text Translation Tab

5. CONCLUSION

We have proposed a framework for Multipurpose Language Interpretation. This venture lines up with arising patterns in brain machine interpretation, client experience plan, and persistent getting the hang of, consolidating the furthest down the line exploration to guarantee the interpretation bot's effectiveness and versatility. This venture tends to a basic innovative need as well as resounds with the more extensive vision of advancing diverse comprehension and worldwide cooperation. By rising above language boundaries, the task remains as a demonstration of the capability of innovation to make positive cultural effect and help with correspondence.

ACKNOWLEDGEMENT

We express our gratitude to the divine for bestowing us with blessings and guiding our efforts to a successful conclusion. We deeply appreciate the invaluable guidance and advice provided by our esteemed mentor, **Prof. S.A. Solanke**, during critical moments, steering us in the right direction. Additionally, we extend our thanks to **Dr. P.D. Lambhate**, the Head of the Department, for granting us access to necessary facilities. Our sincere appreciation also goes to all the faculty members for their support. Finally, we are grateful to our friends and family for their unwavering encouragement throughout this endeavor.

REFERENCES

- [1] M. Li, S.J. Liu, D.D. Zhang, M. Zhou, "Machine Translation", 2018 Beijing: Higher Education Press, vol. 4, pp.61-69
- [2] Kai Jiang, Xi Lu, "Natural Language Processing and its Applications in Machine Translation", 2020 IEEE 3rd International Conference of Safe Production and Informatization (IICSPI)
- [3] J. Kanisha, G. Balakrishanan, "Speech Transaction for Blinds Using Speech-Text-Speech Conversions", 2011 Communications in Computer and Information Science book series (CCIS), vol 131, part I, pp. 43-48
- [4] S. Nimbalkar, T. Baghele, S. Quraishi, S. Mahalle, M.Junghare, "Personalized Speech Translation using Google Speech API and Microsoft Translation API", 2020 International Research Journal of Engineering and Technology, vol.7, issue 5
- [5] P. Mukherjee, S. Santra, S. Bhowmick, A. Paul, P. Chatterjee, A. Deyasi, "Development of GUI for Text-to-Speech Recognition using Natural Language Processing", 2018 IEEE
- [6] Liang Gu, Member, IEEE, Yuqing Gao, Fu-Hua Liu, and Michael Picheny, Fellow, IEEE, "Concept-Based Speech-to-Speech Translation Using Maximum Entropy Models for Statistical Natural Concept Generation" in IEEE TRANSACTIONS ON AUDIO, SPEECH, AND LANGUAGE PROCESSING, VOL. 14, NO. 2, MARCH 2006.
- [7] C. S. T. Thu, T. Zin, "Implementation of Text to Speech Conversion", 2014 International Journal of Engineering Research & Technology, vol. 3(3), pp. 911-915
- [8] S. Patil, M. Phonde, S. Prajapati, S. Rane, A. Lahane, "Multilingual Speech and Text Recognition and Translation using Image", 2016 International Journal of Engineering Research & Technology, vol. 5(4), pp. 85-87
- [9] B. Manaris, "Natural language processing: a human-computer interaction perspective," 1998 Advances in Computers, vol.47, pp.1-66
- [10] Tiago Duarte, Rafael Prikladnicki, Fabio Calefato, and Filippo Lanubile, "Speech Recognition for Voice-Based Machine Translation" published by the IEEE society in 2014.
- [11] M.D. Faizullah Ansari 2, R.S. Shaji 1, T.J.SivaKarthick, S.Vivek, A.Aravind, "Multilingual Speech to Speech Translation System in Bluetooth Environment" in 2014 International Conference on Control, Instrumentation, Communication and Computational Technologies (ICCICCT).
- [12] P. S. Shetake, S. A. Patil, P. M. Jadhav, "Review of Text To Speech Conversion Methods", International Journal of Industrial Electronics and Electrical Engineering, vol. 2(8), pp. 29-35, 2014
- [13] P. Khilari, V. P. Bhope, "A Review on Speech To Text Conversion Methods", International Journal of Advanced Research in Computer Engineering & Technology, vol. 4(7), pp. 3067-3072, 2015
- [14] K.B. Hu, Y. Li, "The features of machine translation and its relationship with human translation," 2016 Chinese Translators Journal, vol. 37, issue 5, pp.10-14

BIOGRAPHIES



Prof. Shubhangi Solanke
JSPM'S JSCOE
Computer Dept.
SPPU University



Mr. Pranav Babar
JSPM'S JSCOE
Computer Dept.
SPPU University

