

# Automated Media Player using Hand Gesture

Priyadarshini Kannan<sup>1</sup>, Sayak Bose<sup>2</sup>, V. Joseph Raymond<sup>3</sup>

<sup>1</sup>B.Tech, CSE-IT, SRM University, Kattankulathur, Tamil Nadu. 603203

<sup>2</sup>B.Tech CSE-IT, SRM University, Kattankulathur, Tamil Nadu. 603203

<sup>3</sup>Assistant Professor, Dept. of Networking and Communications, SRM University, Tamil Nadu, India

\*\*\*

**Abstract** - An automated media player using hand gestures is a system that allows users to control media playback through the use of hand gestures, without the need for traditional input devices like a mouse or keyboard. The system typically relies on machine learning algorithms and computer vision techniques to interpret user hand gestures and respond accordingly.

The development of this technology has the potential to create a more intuitive and natural user interface for media playback, with potential applications in home entertainment systems, public spaces, and vehicles. Additionally, it can assist people with disabilities who may have difficulty using traditional input devices. This technology represents an exciting development in the field of human-computer interaction, and has the potential to revolutionize the way we interact with media.

**Key Words:** Interhand, Human-computer interaction, Convolutional Neural Network(CNN), Squeezenet, Real time image classification, Detect, Pattern recognition, Pooling.

## 1. INTRODUCTION

An automated media player using hand gestures is a system that allows users to control media playback through the use of hand gestures. This technology is typically powered by machine learning algorithms and computer vision techniques, which allow the system to interpret user hand gestures and respond accordingly.

The idea behind an automated media player using hand gestures is to create a more intuitive and natural user interface for media playback. Instead of relying on traditional input devices like a mouse or keyboard, users can control playback with simple hand gestures.

This technology has numerous potential applications, including in home entertainment systems, public spaces like airports or museums, and in vehicles. It can also be used to assist people with disabilities who may have difficulty using traditional input devices.

Overall, an automated media player using hand gestures is an innovative and exciting development in the field of human-computer interaction, and has the potential to revolutionize the way we interact with media.

The system uses cameras or other sensors to capture the user's hand gestures and translate them into commands for media playback. Users can perform simple hand gestures like swiping, pointing, or grabbing to play, pause, rewind, or fast forward media content.

This technology has several potential applications, including in home entertainment systems, public spaces like airports or museums, and in vehicles. It can also assist people with disabilities who may have difficulty using traditional input devices.

The development of an automated media player using hand gestures has the potential to create a more intuitive and natural user interface for media playback, with the ability to control media playback without the need for traditional input devices like a mouse or keyboard. However, there are also potential challenges and limitations that need to be addressed, such as the need for accurate and robust gesture recognition algorithms and potential privacy concerns related to the collection of user data.

## 2. Motivation

The motivation behind developing an automated media player using hand gestures is to create a more natural and intuitive way for users to interact with media playback. Traditional input devices like a mouse or keyboard can be cumbersome and require a certain level of dexterity and physical ability, which can be a challenge for some users, especially those with disabilities.

An automated media player using hand gestures offers a more accessible and convenient way to control media playback, without the need for physical contact with shared input devices, potentially reducing the spread of germs or illnesses.

Furthermore, this technology has potential applications in public spaces, vehicles, and other situations where traditional input devices may not be practical, providing a more efficient and convenient way to control media playback.

Additionally, the development of an automated media player using hand gestures offers an opportunity to explore the potential of machine learning algorithms and computer vision techniques in the field of human-computer interaction, potentially leading to new advancements in this field.

Overall, the motivation behind developing an automated media player using hand gestures is to provide a more natural, accessible, and efficient way for users to interact with media playback, while also exploring the potential of new technologies in the field of human-computer interaction.

The innovation idea behind the automated media player using hand gestures is to create a more natural and intuitive way for users to interact with media playback, without the need for traditional input devices like a mouse or keyboard.

The system uses machine learning algorithms and computer vision techniques to interpret user hand gestures and respond accordingly, allowing users to perform simple gestures like swiping, pointing, or grabbing to control media playback.

This technology has several potential applications, including in home entertainment systems, public spaces, and vehicles. It can also assist people with disabilities who may have difficulty using traditional input devices.

The innovation behind this technology lies in its ability to create a more intuitive and natural user interface for media playback, potentially improving the user experience and accessibility for a wider range of users. It also has the potential to reduce the need for physical contact with shared input devices, potentially reducing the spread of germs or illnesses.

Furthermore, the development of an automated media player using hand gestures offers an opportunity to explore the potential of machine learning algorithms and computer vision techniques in the field of human-computer interaction, potentially leading to new advancements in this field.

The objectives of an automated media player using hand gestures are:

1. To create a more intuitive and natural user interface for media playback.
2. To enable users to control media playback without the need for traditional input devices like a mouse or keyboard.
3. To improve accessibility for people with disabilities who may have difficulty using traditional input devices.
4. To provide a more convenient and efficient way to control media playback, especially in public spaces, vehicles, or other situations where traditional input devices may not be practical.
5. To reduce the need for physical contact with shared input devices, potentially reducing the spread of germs or illnesses.
6. To explore the potential of machine learning algorithms and computer vision techniques in the field of human-computer interaction.
7. To address potential privacy concerns related to the collection of user data.
8. To improve the accuracy and robustness of gesture recognition algorithms to ensure reliable and consistent performance

### **3. Methodology**

The overall methodology followed in the proposed technique has three stages.

#### **3.1 Gathering the images or dataset from the user**

At first we are using 'OpenCV' library to have a wide range of image and video processing functions, including image filtering, edge detection, feature detection, image segmentation and object tracking. Then we move on to gathering the

images with the functions in the cv2 library. While gathering the images we try to gather as many images as possible as more the amount the data the better the model will be eg. We create a folder 'right' in the folder of gathering images and in that folder we gathered 1000 images which would signify 'right'. Once we are done with gathering images we are then having the 'NumPy' package, which are used for saving the files.

### 3.2 Training the Model

First of all we are trying to use the Squeezenet' model which is a part of CNN algorithm. We are using gitignore to call the squeezenet module from github, integrate in our model . Then we use 'Keras' and 'Tensorflow' packages which are used to train our model. They are used for feature extraction and classification. Tensorflow in this code provides certain operations like pooling, convolution and activation functions. Keras here provides a high-level API for defining , compiling and training the model.

### 3.3 Using the trained module for predictions

We are using 'pyautogui' to integrate the labels with a particular media controlling function and then using the model trained to predict the gestures and thus the label and producing a media controller function attached to it. Here we attach the functions such as 'nothing', 'rewind' and 'Forward' to the labels of data. Then after that it switches on the video feed and takes in live video inputs and functions the media functions attached to it to handle the media player.

### 3.4 Accuracy testing

From 'tensorflow.keras.models' package we import the 'load\_model' file, we then use the 'Evaluate' function to find the accuracy which is coming to be 89%.

The model evaluate function is used to evaluate the model's accuracy on the test dataset. This function takes in the test data and labels and returns the test loss and accuracy as output. The verbose argument is set to 2 to print the evaluation process and results to the console.

## 4. System Architecture

### 4.1 Block Diagram

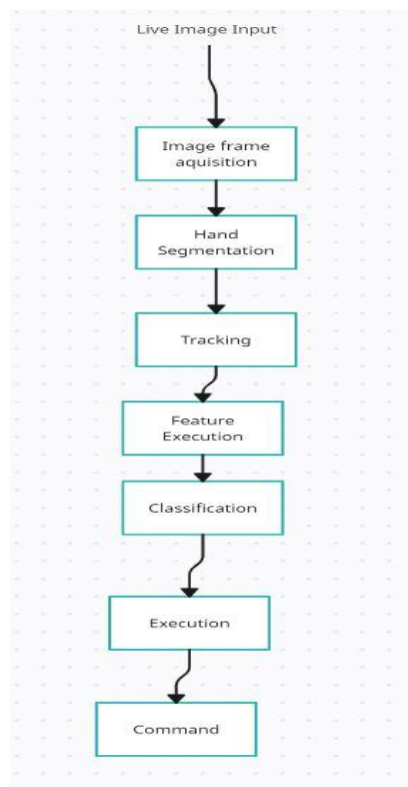


Fig 4.1 : Block Diagram

### 4.2 ER Diagram

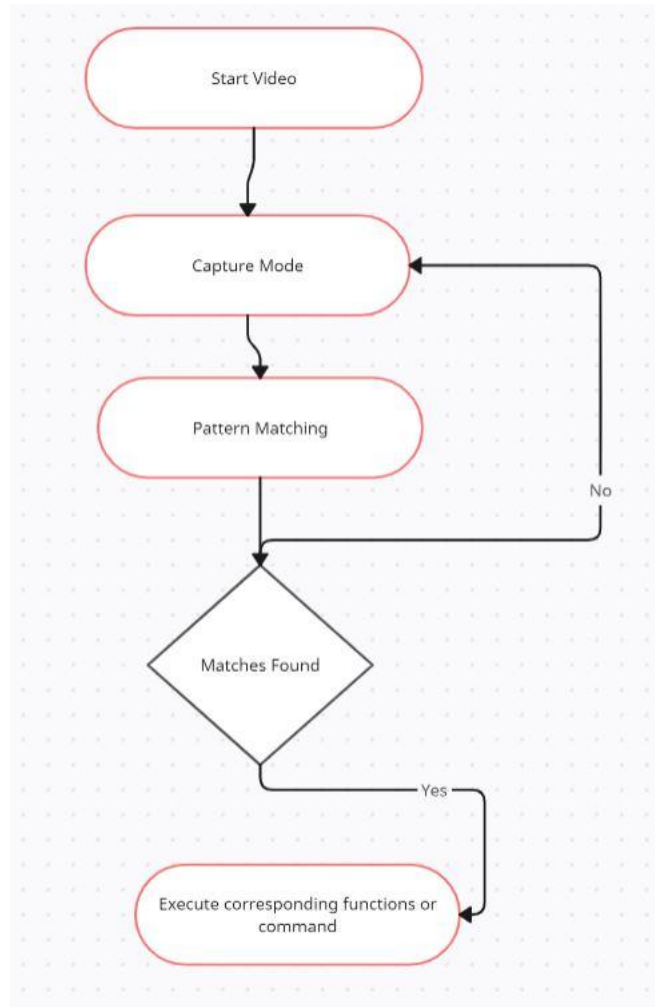


Fig 4.2 : ER Diagram

### 5. Experiments and Results

From this experiment we used 1000 images of data for 5 different data files. It was seen that the more images we provide the more smoothly the process goes. The results were in the favour of the model and it was working and controlling the media player smoothly. The accuracy was coming to near 90% and increases as we put more data into it.

Table - 1: Keys Used

Sl. No.	Posture	File-Name	Actions
1	Fist	None	Nothing
2	Two Fingers	Left	Rewind
3	Three Fingers	Right	Forward

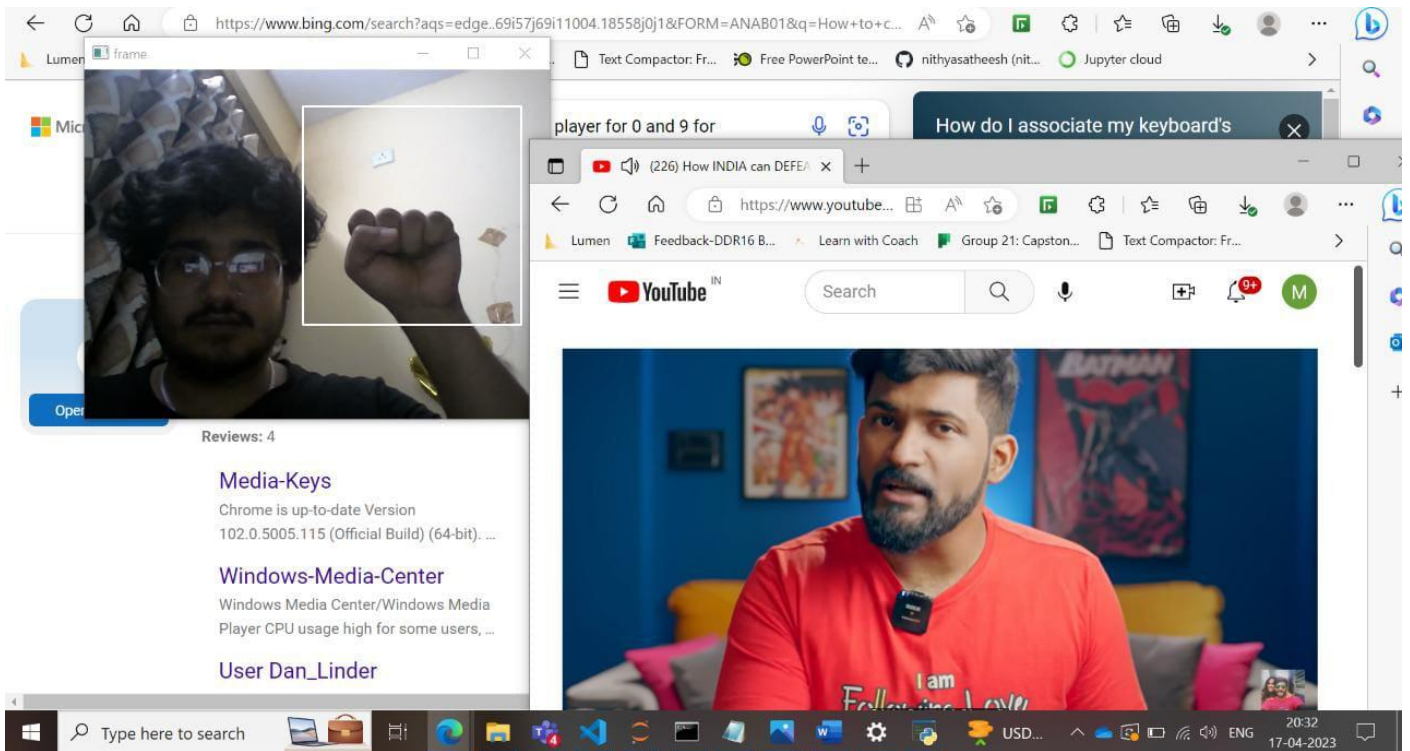


Fig 5.1

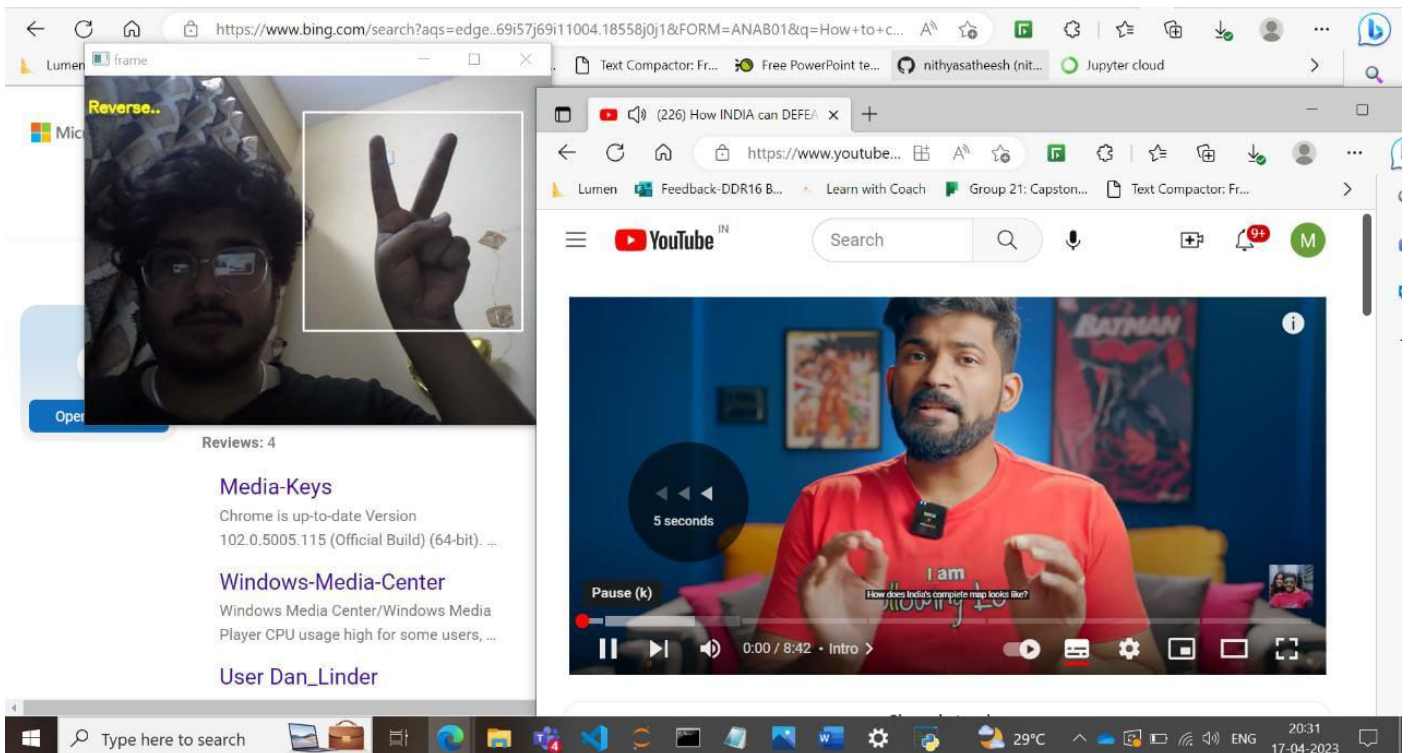
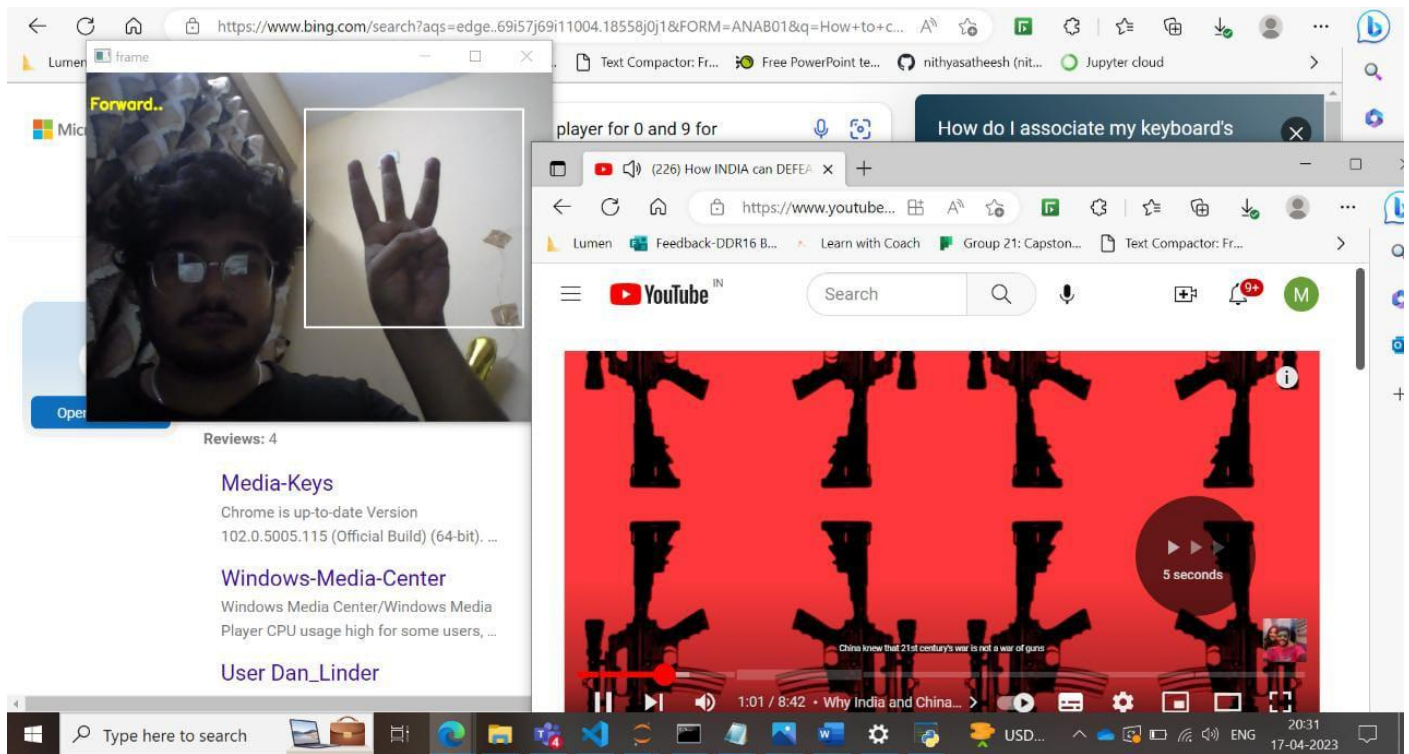


Fig 5.2



**Fig 5.3**

## 6. Conclusions and Future work

In conclusion, an automated media player using hand gestures can provide an innovative and convenient way of interacting with multimedia content. This technology utilizes computer vision algorithms to detect and interpret hand gestures, allowing users to control media playback without physical contact with a device. It has the potential to enhance user experience by enabling hands-free operation and increasing accessibility for individuals with disabilities. However, the success of this technology depends on its accuracy and reliability, which can be affected by factors such as lighting, background noise, and user variability. Additionally, there may be concerns regarding privacy and security, as the use

of cameras for gesture recognition can raise issues of data collection and surveillance. Overall, while automated media players using hand gestures hold promise for the future, careful consideration must be given to their design, implementation, and ethical implications.

There are several potential enhancements that could be made to an automated media player using hand gestures in the future, including:

1. **Improved accuracy and reliability:** The accuracy and reliability of hand gesture recognition can be improved by incorporating more advanced computer vision algorithms and machine learning models. This could involve training the system on a larger dataset of hand gestures and incorporating real-time feedback to improve its performance.
2. **Gesture customization:** Users may have different preferences for the types of hand gestures used to control media playback. Allowing users to customize or personalize the set of recognized gestures could enhance their overall experience with the system.
3. **Multimodal interaction:** Incorporating other forms of interaction, such as voice commands or physical buttons, could provide users with more flexibility in controlling media playback. This could be particularly useful in noisy or crowded environments where hand gestures may not be practical.
4. **Integration with smart home devices:** Automated media players using hand gestures could be integrated with other smart home devices, such as lights or thermostats, to provide a more seamless and integrated user experience.

5. Accessibility features: Incorporating accessibility features such as support for sign language gestures or haptic feedback could make the system more accessible and inclusive for individuals with disabilities.

6. Security and privacy features: As the use of cameras for gesture recognition raises concerns regarding privacy and security, future enhancements could include the incorporation of encryption or privacy-preserving techniques to ensure that user data is protected.

Overall, the future enhancements for an automated media player using hand gestures will depend on continued advancements in computer vision and machine learning, as well as a focus on user experience and privacy concerns.

## REFERENCES

[1] "A Real-Time Gesture Recognition System for Media Players using Convolutional Neural Networks" by J. Jung, H. Kim, and H. Park. This paper proposes a real-time gesture recognition system for controlling media players using a CNN.

[2] "Real-Time Hand Gesture Recognition for Controlling Media Players using Convolutional Neural Networks" by M. M. Asghar and F. Hussain. The authors proposed a real-time hand gesture recognition system for controlling media players using a CNN and OpenCV.

[3] "Hand Gesture Recognition for TV Remote Control Using Convolutional Neural Networks" by T. H. Nguyen and N. T. Nguyen. This paper proposes a hand gesture recognition system using a CNN for TV remote control, including media player playback control.

[4] "A Novel Hand Gesture Recognition Technique for Human-Computer Interaction" by S. S. Rajput and V. K. Dixit. This paper proposes a hand gesture recognition technique using a CNN and a depth camera for controlling media players and other computer applications.

[5] "A Convolutional Neural Network-Based Hand Gesture Recognition System for Home Automation" by V. K. Meena and S. M. Rathod. This paper proposes a CNN-based hand gesture recognition system for controlling home automation devices, including media players.

[6] "Real-Time Gesture Recognition for Media Players Using Convolutional Neural Networks" by P. Abrol, K. Agrawal, and P. Varshney. The authors proposed a real-time gesture recognition system for media players using a CNN and transfer learning.

[7] "Hand Gesture Recognition for Human-Computer Interaction Using Convolutional Neural Networks" by M. Singh and R. Yadav. This paper proposes a CNN-based hand gesture recognition system for human-computer interaction, including media player control.

[8] "Real-Time Hand Gesture Recognition System for Media Player Using Deep Learning" by R. Kumar, M. Singh, and A. Kumar. The authors proposed a real-time hand gesture recognition system for media player control using a CNN and deep learning techniques.

[9] "Real-Time Hand Gesture Recognition for Media Player Using Transfer Learning" by J. K. Jindal, M. K. Garg, and M. Arora. This paper proposes a real-time hand gesture recognition system for media player control using a CNN and transfer learning.

[10] "Real-Time Hand Gesture Recognition System for Home Automation using Convolutional Neural Networks" by V. K. Meena and S. M. Rathod. This paper proposes a real-time hand gesture recognition system for home automation using a CNN, including control of media players.